

# SEPTEMBER ACTIVITIES

monthly bundle

Low Prep Centers

Monthly Printables

Digital Task Cards

Seasonal Craft

And MORE!



what's included?

# LOW PREP MATH & LITERACY CENTERS

The collage features a variety of educational cards:

- Math Centers:** Cards for numbers 3, 4, 5, 7, and 8, including dot markers and ten frames.
- Literacy Centers:** Cards for letters E, F, H, U, V, X, M, and O, often with rhyming words and phonics activities.
- Counting & Recognition:** Cards for words like 'five', 'one', 'like', 'my', 'and', 'red', 'orange', 'blue', 'purple', 'pink', and 'brown' with corresponding illustrations.
- Phonics & Rhyming:** Cards for words like 'house', 'bug', 'house', 'my', 'see', 'my', 'dog', 'star', 'tree', and 'cat' with rhyming partners.
- Letter Identification:** Cards for 'I is for insect', 'J is for jam', 'K is for kite', 'L is for leaf', 'A is for apple', and 'B is for boat'.

# SEPTEMBER

... math and literacy centers ...



Miss Kindergarten

what's included?

# NO PREP MATH & LITERACY PRINTABLES


The image displays a collection of educational printables for children, organized into several categories:

- Coloring and Sorting:** A page titled "COLOR" with a "red" label and a picture of a strawberry. Below it are small icons of a crayon, a spider, and a pair of pants for coloring and sorting.
- Alphabet Cards:** A series of cards for each letter of the alphabet (A through X). Each card includes the letter name, a sample word (e.g., "A is for apple", "B is for bear"), and a small illustration of the object.
- Uppercase Letters:** A page titled "LET'S UPPERCASE" with a grid for cutting out and sorting letters.
- Rhyming Pairs:** A page titled "RHYMING PAIRS" with a grid of images (star, snake, frog, cat, house, box, moon, clock) and empty boxes for matching rhyming words.
- Ten Frames:** A page titled "TEN FRAME" with a grid for counting and writing numbers. It includes illustrations of baskets of fruit and a tree.
- Sight Words:** A page with sight words like "and", "you", and "is" in both solid and dashed lines for tracing. It also includes small illustrations of objects like a pencil, a tree, and fruit.

alphabet, counting, shapes, and sight words

# what's included?

# MORNING WORK PRINTABLES



40 daily practice pages for math & literacy

what's included?

# CRAFT TEMPLATES & INSTRUCTIONS

Has 3 different basket options

# what's included?

## APPLE STEM ACTIVITY

### STEM CHALLENGE #2

In this challenge, children will use colored ice cubes to



crayons, food

Prepare a...  
prior to perf...  
of food col...  
Then, us...

Children will...  
ice cubes c...  
color in th...

©The Primary Brain

### STEM CHALLENGE #1

In this challenge, children will use apples and play dough to build the tallest tower that they can.



#### MATERIALS NEEDED:

apples, play dough


#### DIRECTIONS:

Give your students a bin of apples and play dough. Students will use these materials to build the tallest tower of apples that they can. Try to complete the challenge outside if possible. When finished, students will draw a picture of their finished apple tower. Options are included with and without writing lines to differentiate for all students.

©The Primary Brain

### STEM CHALLENGE #1

In this challenge, children will use small building blocks (like LEGO) to build a fall item.



#### MATERIALS NEEDED:

small building blocks

#### DIRECTIONS:

For this STEM challenge, your students will use building blocks to build a fall item of their choice. This challenge can be completed independently, or students can work with a partner. Some students will make a flat two-dimensional item, while other students may attempt to build a three-dimensional item.


Before beginning the challenge, meet as a group to brainstorm fall items your students can build. Some examples are: apple, pumpkin, turkey, squash, leaf, pie, or corn on the cob.

©The Primary Brain

©The Primary Brain

### STEM CHALLENGE #3

In this challenge, children will fit as many squares as they can inside the apple.



#### MATERIALS NEEDED:

paper, glue

#### DIRECTIONS:

Print the worksheet onto red paper. Cut out the apple shape. Give students the Apple Workmat. Students will work individually or with a partner to fit as many squares as they can inside the apple shape. Save the squares, or save for another activity. Give our students the Apples Ten Frame. Students will work in filling the ten frame, and then check the correct number.

©The Primary Brain

## Hands-on apple STEM challenges

what's included?

# MATH & LITERACY BOOM CARDS



**8 digital centers to use for at home learning or during technology center.**

# what's included?

## MATH & LITERACY BOOM CARDS

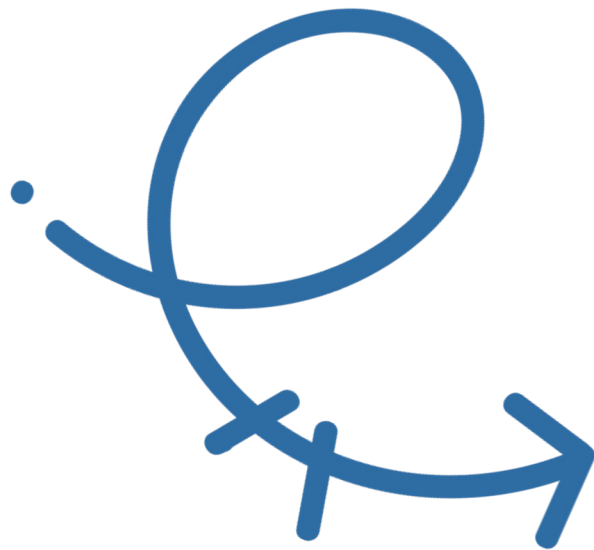


Digital centers perfect for at home learning or technology centers.



# BUNDLE & SAVE!

Resources your students will love all year long!



## MEGA BUNDLE

