

FEBRUARY ACTIVITIES

monthly bundle



Low Prep Centers



Monthly Printables

Digital Task Cards

Seasonal Craft

And MORE!

what's included?

FEBRUARY

... math and literacy centers ...

SPINNING

STAM CVC

SWEET SUBTRACTION

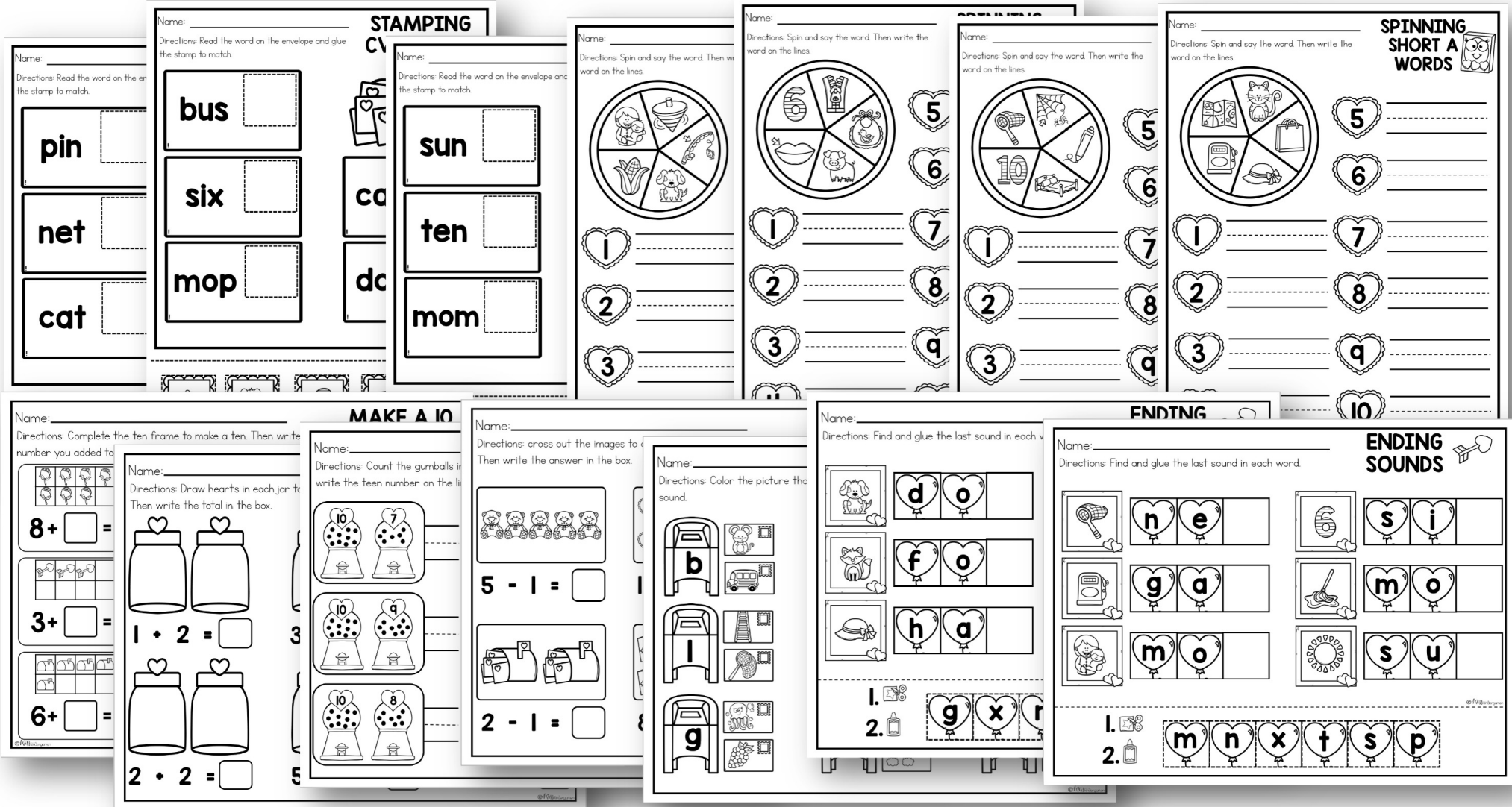


The image displays a collection of colorful educational materials for young children, organized into several sections:

- Letter Recognition and Phonics:**
 - Trucks with letters: A blue truck with the letter 'i' and a pink truck with the letter 'a'.
 - Letter cards: 'i', 'a', 'o', 'u', 'cat', 'ma', 'pig', 'mug', 'bus', 'sun'.
 - Spinners: Two circular spinners with various objects (dog, cat, fox, log, wheel, sun, cup, bag) and a heart icon.
- Mathematics:**
 - Counting and Addition: Worksheets showing 10 items (cups, gifts, teddy bears) and subtraction problems like $10 - 1 =$, $10 - 9 =$, $10 - 7 =$, $10 - 5 =$, $10 - 6 =$, and $10 - 8 =$.
 - Number Recognition: Worksheets for the numbers 12 and 11, featuring gumball machines.
 - Basic Addition: Worksheets showing $1 + \square = 10$, $2 + \square =$, $10 + 2 =$, $3 + \square = 10$, $4 + \square =$, and $10 + 1 =$.
- Other Activities:**
 - Sorting and Matching: Worksheets with various objects (bag, hat, bag, jam, pen, bag, hat, bag, jam) and a heart icon.
 - Counting and Matching: Worksheets with various objects (bag, hat, bag, jam, pen, bag, hat, bag, jam) and a heart icon.

what's included?

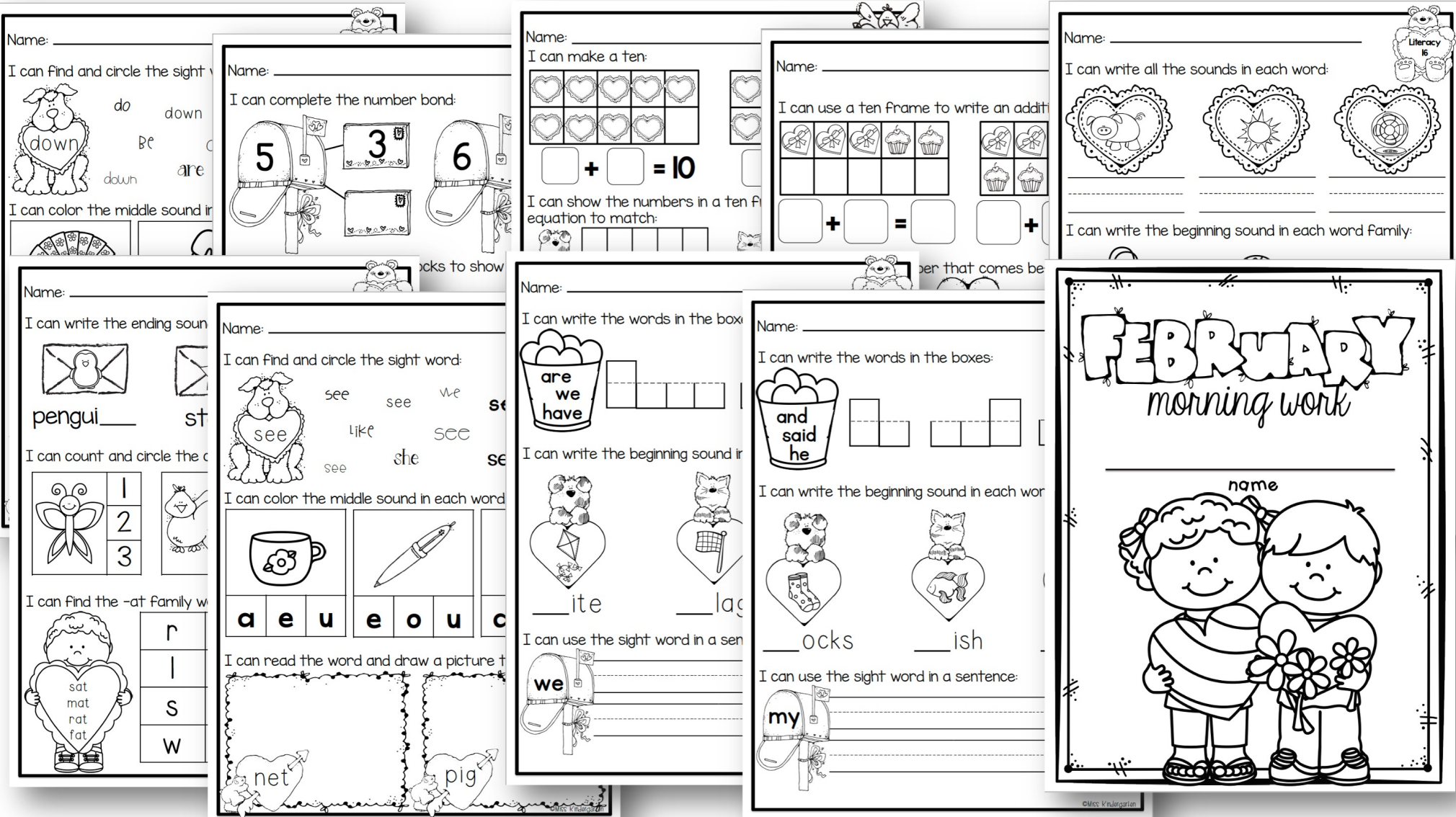
NO PREP MATH & LITERACY PRINTABLES



cvc words, ending sounds, subtraction, and teen numbers

what's included?

MORNING WORK PRINTABLES



40 daily practice pages for math & literacy

what's included?

CRAFT TEMPLATES & INSTRUCTIONS

VALENTINE'S DAY CRAFT

This Valentine's Day mailbox craft makes a fun bulletin board to celebrate Valentine's Day! Your students can practice writing the letters in their name and putting the letters in order to build their name.

Included in this resource are craft templates and step-by-step directions with pictures.


To get started, copy or trace the craft templates onto colored paper.

If you'd like to type your students' names onto the envelopes, the editable mailbox letters start on page 14. Two sized envelopes are included for each name.

HOW TO ASSEMBLE

Step one:

Cut out the mailbox templates and glue the front of the mailbox onto the end of the rectangle.




Step two:

Cut out the letters

PLAYING THE CRAFT

Glue the mailbox onto a piece of paper. So leave the open to



Mailbox template- copy on different colored paper

Mailbox template- copy on different colored paper- one per student


Large envelopes for names with 6 or less letters- copy on different colored paper

Optional large heart templates

Flag- copy on red paper- one per student

Copy on color paper or have your students color the pages


what's included?



get your students practicing identifying, writing, and showing numbers 1-20!

what's included?

MATH & LITERACY BOOM CARDS



8 digital centers to use for at home learning or during technology center.

what's included?

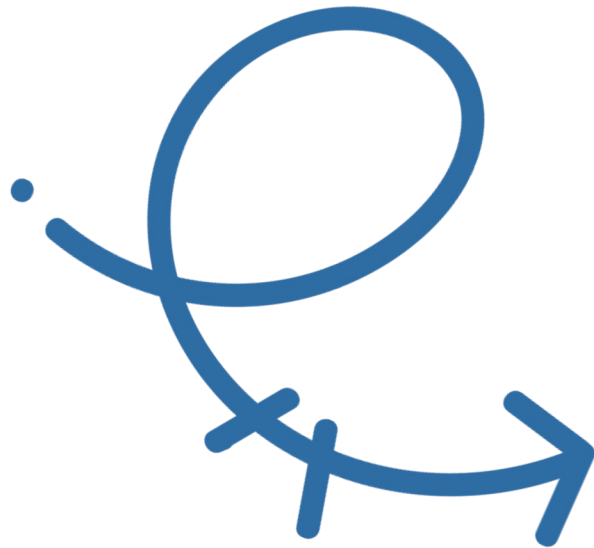
MATH & LITERACY BOOM CARDS



Digital centers perfect for at home learning or technology centers.

BUNDLE & SAVE!

Resources your
students will love all
year long!



MEGA BUNDLE

