

A COMPLETE TEACHER TOOLKIT FOR BLENDS AND DIGRAPHS



PRINTABLES

**HANDS-ON
CENTERS**

**READING
PASSAGES**

**DIGITAL
CENTERS**

AND MORE!

JAM-PACKED WITH CENTERS

hands-on learning

sand




hand



mask

POP!



bl



The lamp is on.



bl



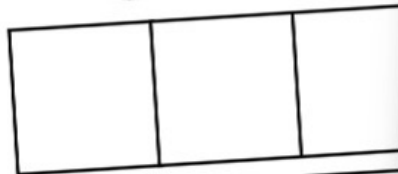
He can go fast!



r blends



Tap, Build, and Write



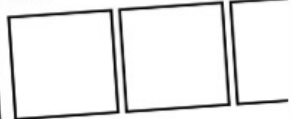
chick



Spin:



Build:



Write:







NO-PREP PRINTABLES

print and go!




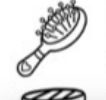
Name _____

Color the circle that spells the beginning

 pr pl	 dr pr
 gl sl	 br fr

Name _____

Cut, _____

	<input type="checkbox"/>	unk
	<input type="checkbox"/>	int
	<input type="checkbox"/>	ill
	<input type="checkbox"/>	usl

Name _____

Sorting

starts with bl	starts with sl
-----------------------	-----------------------

Name _____

Build a Sentence

Write the word on the lines, then read each sentence.

I will sit on the _____.

He will _____ the brick.

The _____ is black.


It has a big _____.

_____ cat.

Name _____


Read and Match
mixed blends


Read each sentence and glue the picture that matches.

 That crab can pinch.	 I have a bump on my skin.
 He can do a flip!	 My dad got a truck.

Name _____







Tap the sounds in each word, then write the word.





Name: _____

Tap the sounds in each word, then write the word.

	<input type="checkbox"/>	<input type="checkbox"/>	<input type="checkbox"/>
	<input type="checkbox"/>	<input type="checkbox"/>	<input type="checkbox"/>
	<input type="checkbox"/>	<input type="checkbox"/>	<input type="checkbox"/>
	<input type="checkbox"/>	<input type="checkbox"/>	<input type="checkbox"/>
	<input type="checkbox"/>	<input type="checkbox"/>	<input type="checkbox"/>
	<input type="checkbox"/>	<input type="checkbox"/>	<input type="checkbox"/>

Name _____

Cut, Glue, and _____










beginning d

	<input type="checkbox"/>	ink
	<input type="checkbox"/>	ed
	<input type="checkbox"/>	in
	<input type="checkbox"/>	isk
	<input type="checkbox"/>	op

Name _____

Beginning Digraph

Color the circle that spells the beginning digraph for each

 wh th	 sh th	 ch
 sh wh	 wh ch	 sh
 th ch	 th wh	 wh









Name _____

Sorting Digraphs

<input type="checkbox"/>	<input type="checkbox"/>
--------------------------	--------------------------

ch	sh	th	wh
o	p	p	s

ch	sh	ch	th	wh
----	----	----	----	----

HANDS-ON ACTIVITIES

to keep your students engaged!



INCORPORATE PLAY INTO YOUR PHONICS INSTRUCTION

READING PRACTICE

practice decoding and build confidence

Name: _____

Touch and read each word:
math Beth Seth

Find and highlight the words. Then read the story:

Math Class
Beth and Seth are in si
Beth is in class with Set
likes math. Seth does n
math so Beth helps him
Seth likes math!

Rewrite your favourite sentence:
+ _____
+ _____

Illustrate your favourite sentence:

Name: _____

Touch and read each word:
clap clip club class

Find and highlight the words. Then read the story:

Art Club
I look up at the clock. I
time to go yet? We hav
club after class! I will c
up my art. They will cla
for me!

Rewrite your favourite sentence:
+ _____
+ _____

Name: _____

The Trash Truck

I see the trash truck! It can
the can and drop the trash in
can goes up, up, up. Then the
truck puts the can by the gro

Comprehension questions:
What does the child see?
What does the trash truck grab?
Where does the truck put the can?

Date: _____
Number of words read: _____
Questions answered correctly: _____

Name: _____

Short o

My Little Book of

Touch and read each word:
 **sock**  **rock**

Find the words that end with -ock:

dock	pig	tree
lock	mat	sock

Circle the words that end with -ock in each sentence:
That is my sock.
The boy sits on the dock.
I see a small rock.

Read the sentences 3 times each:

The lamp is on.

He can go fast!

We are on a raft.


-nt blend flu

•	hunt sent
••	mint hunt
•••	sent hint
••••	rent mint
•••••	hint hunt
••••••	bent sent

dr- fluency sentences

•	I bang on the dru
••	He likes to drink n
•••	Don't drop the ca
••••	It is her red dres
•••••	Look at my drill!
••••••	I can drag the big

Roll, Read, and Cover

6	cob	hot	sock	dot	pop	got
5	pot	box	mop	frog	dock	top
4	hop	fog	pond	dot	pop	sob
3	lock	moth	chop	fox	job	crop
2	rod	stop	dock	shop	hog	dog
1	cot	spot	jog	rock	mom	log
	a	b	c	d	e	f

ENCODING AND WRITING

practice building and writing short vowel words



Name: _____



r blend

Name: _____

Build and Write

beginning digraphs






	

Name: _____

Sound it Out!

beginning blends





Tap the sounds in each word, then write the word on the lines.



					
					
					
					
					

Name: _____




Cut, Glue, and Write


beginning digraphs

		ip	
		in	
		umb	
		est	
		ank	





c	r	ck
b	i	r

Spin: 


Build: _____

Write: _____

BONUS DIGITAL CENTERS

perfect for technology centers



GOOGLE SLIDES, SEESAW, AND BOOM CARDS

BUNDLE & SAVE!

Everything you need to help your learners become STRONG readers!

GUIDED READING MEGA BUNDLE

