

APRIL ACTIVITIES

monthly bundle

Low Prep Centers

Monthly Printables

Digital Task Cards

Name Craft

And MORE!



what's included?

LOW PREP MATH & LITERACY CENTERS

The collage features a variety of educational cards:

- Word Cards:** "is", "The", "school", "my pet?", "She is my mom.", "black cat.", "He can jump!", "do", "go", "my", "she", "have", "he".
- Math Problems:** $2 + 3 = \square$, $4 + 1 = \square$, $2 + 6 = \square$, $4 + 6 = \square$, $6 + 3 = \square$, $8 + 2 = \square$, $9 + 1 = \square$, $4 + 2 = \square$, $6 + \square = 7$, $8 + \square = 9$, $2 + \square = 5$, $3 + \square = 7$, $6 + \square = 7$, $4 + \square = 9$, $8 + \square = 9$, $1 + \square = 4$.
- Thematic Illustrations:** A pig, a school bus, a dog, a taxi, a rabbit, a turtle, a snail, a butterfly, a chick, a potted plant, a clock, a teapot, a crab, a tree, a house, a child playing, a child running.
- Activities:** "ENDING SOUNDS" grid, "SEQUENCING EGGS", "When can we go?", "I like to play!", "The bug is big!", "I like to run fast."

APRIL

... math and literacy centers ...



Miss Kindergarten

what's included?

NO PREP MATH & LITERACY PRINTABLES

Name: _____

Write the word on the lines, then read each sentence.

I _____ to run.


I _____ to jump.

I _____ to ski.

I _____ to hop.

I _____ to skate.

Read the sentences 3 times. Color a star each time.



Name: _____

Write the word on the lines, then read each sentence.

Look at _____.

_____ cat is on the mat.

_____ fox is here.

_____ rat is big.

I see _____ bus.

Name: _____

Write the word on the lines, then read each sentence.

The bug _____ big.

This _____ my mug.


He _____ my dad.

My hat _____ red.

_____ this my pup?

Name: _____


Directions: Look at the picture. Cut and glue the missing ending sound in each word.







Name: _____

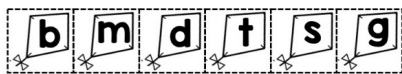
ENDING SOUNDS

Directions: Look at the picture. Cut and glue the missing ending sound in each word.




1.  

2.  



Name: _____

Directions: Color the picture that matches the beginning sound.



SENTENCE SCRAMBLE

Name: _____


Directions: Cut out the words to build the sentence. Then, draw a picture to illustrate the sentence.

like dog. I

SEQUENCING EGGS

Name: _____

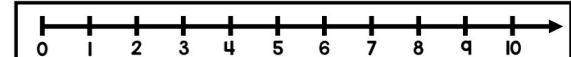
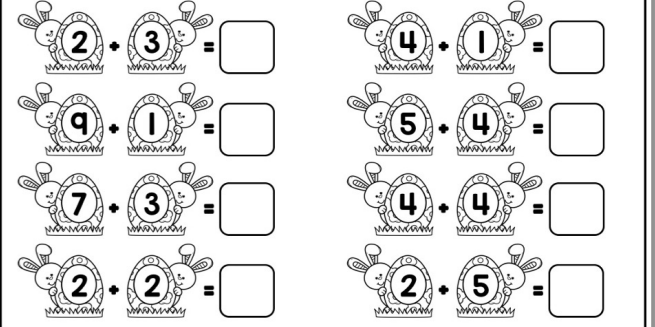
Directions: Count the eggs and write how many on the chick. Then write the numbers that come before and after.



BUNNY HOP ADDITION

Name: _____

Directions: Use the number line to solve the equations.



sight words, addition, blends, ending sounds

what's included?

MORNING WORK PRINTABLES

Name: _____

I can color the words in the picture.

I can complete each sentence and draw a picture to match.

The bug is _____

I can use the words in a sentence:

my cat is _____

I can write the missing sound in each word.

_____ ck

Name: _____

I can find the sight word in each flower after I read a sentence.

I have a _____
We have _____
Do you have _____

I can count the syllables in each word.

Name: _____

I can color the correct beginning blend:

cl sl bl cl sl bl cl

I can find the -ed family words:

APRIL

homework

name _____

Name: _____

I can draw more carrots to make the equation true.

$3 + __ = 6$ $4 + __ = 7$

I can write the number that makes the equation true.

I can count each group and write the number.

Name: _____

I can color the cones.

I can tell if each statement is true or false.

$4 + 1 = 5$ $3 + 2 = 5$

I can add using a number line:

$3 + 2 = __$ $1 + 3 = __$
 $4 + 2 = __$ $5 + 0 = __$

Name: _____

I can count on to add:

$6 + __ = __$ $7 + __ = __$

I can write an equation to match the picture.

$10 + __ = __$

I can subtract:

$5 - 1 = __$
 $4 - 2 = __$

Name: _____

I can make a ten:

$__ + __ = 10$ $__ + __ = 10$

I can show the number in each ten frame:

I can draw a picture to solve the word problem.

Sam has 4 eggs. Max has 3 eggs. How many eggs do Sam and Max have in all?

My answer: _____ eggs

APRIL

morning work

name _____

40 daily practice pages for math & literacy

CRAFT TEMPLATES & ASSEMBLY INSTRUCTIONS

SPRING CHICK NAME CRAFT

This sweet little chick makes an adorable spring bulletin board in your classroom!

Your students can use the eggs to practice building or writing their names.

You will find the craft templates and step-by-step directions with pictures on the following pages.

To get started, copy or trace the craft templates onto colored paper. You can also back this craft on a 9"x12" piece of construction paper.

HOW TO ASSEMBLE

One:
Cut out the chick's body, wings, and feet. Glue them into the center of the construction paper so there is room for the name at the bottom.




HOW TO ASSEMBLE


Step three:
Cut out the colorful eggs and glue them beneath the chick. You can have your students write the letters in their names or print the letters directly on the eggs. Turn the paper horizontally for kids with longer names.



Eggs with letters for names - copy on several colored paper



Flowers - misc. colors




Four:
Add flowers to the chick. Place the stem of the flower on the top of the chick's head from the body for the circle.



Chick's feet - ORANGE (one pair per student)



Beak - ORANGE (one per student)



Chick's body, wings, and hair - YELLOW (one per student)



what's included?

TEEN NUMBER PRACTICE

I can write my name: _____

I can trace and write numbers: 6 6 6 6 6 6

I can count and add more dots: 12 15

I can write my name: _____

I can trace and write numbers: 5 5 5 5 5 5

I can count and color: _____

I can write my name: _____

I can trace numbers: 4 4 4 4 4 4

I can count and color: _____

I can write my name: _____

I can trace numbers: 3 3 3 3 3 3

I can count and color: _____

I can write my name: _____

I can trace and write numbers: 8 8 8 8 8 8

I can count and add more dots: 18 17

I can find and color the number: 18 17 13 11

I can write my name: _____

I can trace and write numbers: 9 9 9 9 9 9

I can count and add more dots: 20

I can find and color the number: 14 16 14 20

I can write my name: _____

I can trace numbers: 12 12 12 12 12 12

I can count and color: 12

I can show the number in a ten frame: 12

I can write my name: _____

I can trace numbers: 11 11 11 11 11 11


I can count and color: 11

I can show the number in a ten frame: 11

Use in class or send home for homework

what's included?

MATH & LITERACY BOOM CARDS



8 digital centers to use for at home learning or during technology center.

what's included?

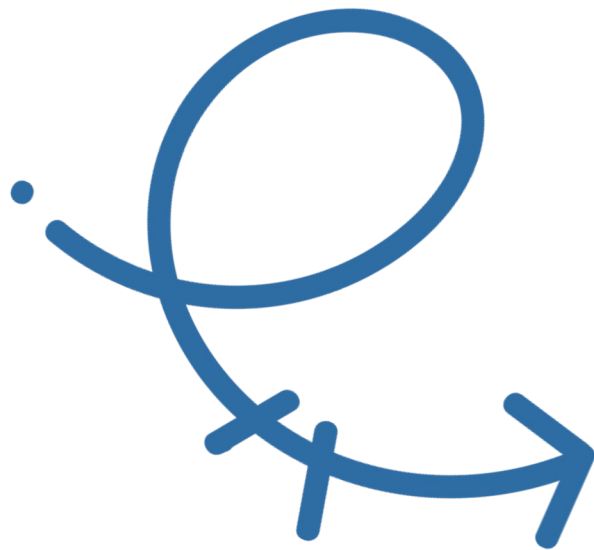
MATH & LITERACY BOOM CARDS



Digital centers perfect for at home learning or technology centers.

BUNDLE & SAVE!

Resources your students will love all year long!



MEGA BUNDLE

