

# COMPOUND WORDS SPRING CRAFT

*fun hands-on activity*



**Spring Craft**

**Easy Templates**


**Fine Motor Practice**

**Step-By-Step Instructions**

**Fun For The Whole Class!**

# what's included?

## COMPOUND WORDS TEMPLATES



**Print on colored paper or have your students color the templates**

what's included?

# EASY TO FOLLOW INSTRUCTIONS

## Directions

1. Copy all the rainbow pieces onto the correct colored paper and give one of each piece to each student.



2. Have your students cut out each piece and glue them on top of each other in rainbow order.



3. Cut out the clouds and them onto the ends of the rainbow.



4. Complete the compound word template page by starting with a compound word (your students can write and draw their own, or you can have them use word strips provided) then writing each word separately.



5. Draw a picture of each separate word on the raindrops and cut them out. You can back each raindrop picture on blue paper for dimension.



© Miss Kindergarten

## Directions

1. Cut out the compound word pieces, gluing them to the rainbow and the separate clouds.




2. Attach the raindrops to the clouds by gluing them to the backs of the clouds.



© Miss Kindergarten

# STEP-BY-STEP INSTRUCTIONS WITH PICTURES


what's included?  
**WRITING TEMPLATE**



**With optional compound word strips**

# BUNDLE & SAVE!

Create beautiful crafts all year long with over 35 craft templates.



## CRAFT TEMPLATES YEAR LONG BUNDLE



Miss Kindergarten