

VALENTINE'S DAY WRITING CRAFT

fun hands-on activity



Fun Craftivity

Easy Templates


**Fine Motor
Practice**

**Step-By-Step
Instructions**

**Fun For The
Whole Class!**

what's included?

BUNNY & BEAR CRAFT TEMPLATES



Print on colored paper or have your students color the templates

what's included?

EASY TO FOLLOW INSTRUCTIONS

HOW TO ASSEMBLE- BEAR

copy or trace the craft templates onto the appropriate colored paper. cut each piece out.

1. Complete the writing portion of the project first and glue onto the heart. Then, glue on the paws like they're holding the paper.
2. Glue the heart onto the body.



4. Add details!



3. Glue on the head and the feet.



HOW TO ASSEMBLE- BUNNY

trace the craft templates onto the appropriate colored paper. cut each piece out.

1. Complete the writing portion of the project first and glue the heart. Then, glue on the ears like they're holding the paper.
2. Glue the heart onto the body.



3. Glue on the head and the feet.




5. Add details!



STEP-BY-STEP INSTRUCTIONS WITH PICTURES

what's included?


DIFFERENTIATED WRITING PAGES



Choose a writing template that is right for your students

BUNDLE & SAVE!

Create beautiful crafts all year long with over 35 craft templates.



CRAFT TEMPLATES YEAR LONG BUNDLE



Miss Kindergarten