

KICKING OFF THE NEW YEAR

fun hands-on writing craft



New Year
Craft

Easy Templates

Fine Motor
Practice

Step-By-Step
Instructions


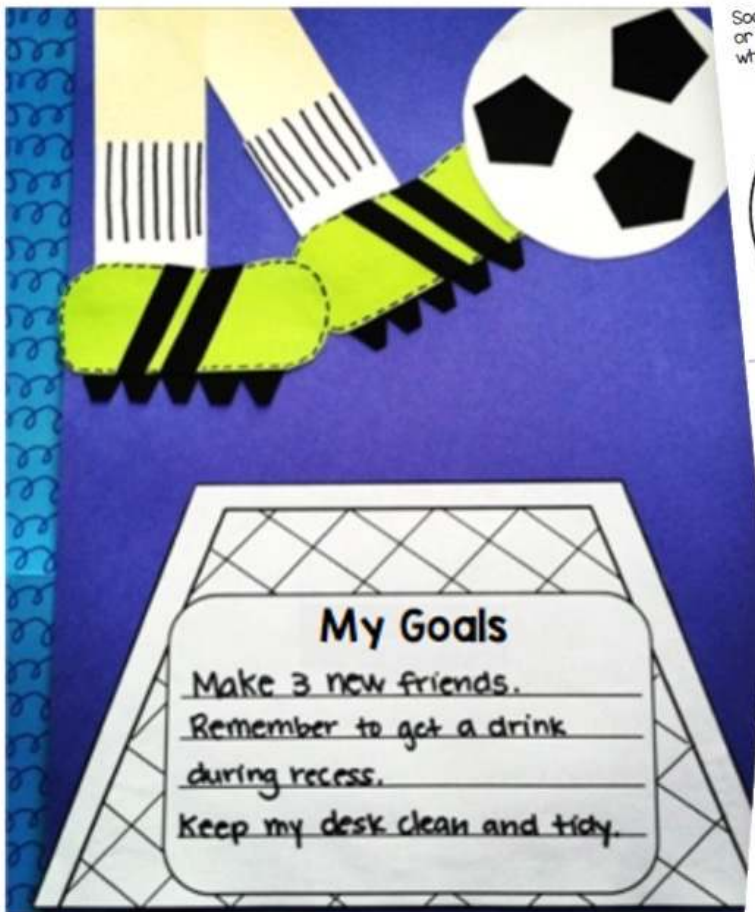
Fun For The
Whole Class!

My Goals

Make 3 new friends.
Remember to get a drink
during recess.
Keep my desk clean and tidy.

what's included?

EASY TO USE CRAFT TEMPLATES



Print on colored paper or have your students color the templates

what's included?

EASY TO FOLLOW INSTRUCTIONS

HOW TO ASSEMBLE

1. Cut out the writing prompt page and write or dictate your goals for the year (I've found that if students write after they cut they will be less likely to cut off any words) Glue the goal onto the bottom of a 9"x12" piece of construction paper.



2. Cut out 2 legs and glue them onto the top of the paper. You can trim off any part that hangs off the paper.



3. Cut out the socks and soccer ball. Glue the socks on top of the legs and set the soccer ball aside.



HOW TO ASSEMBLE

4. Cut out the shoes and cleats. Glue the cleats onto the back of the shoes.



5. Cut out 4 stripes. Turn the shoes over and glue the stripes on top. Optional: trim down any part that hangs off.




6. Finally, glue the shoes and soccer ball onto the paper. Cut out the pentagons and glue the stripes onto the ball. Optional: add a black marker.



STEP-BY-STEP INSTRUCTIONS WITH PICTURES

what's included?


DIFFERENTIATED WRITING PAGES



Choose a writing template that is right for your students

BUNDLE & SAVE!

Create beautiful crafts all year long with over 35 craft templates.



CRAFT TEMPLATES YEAR LONG BUNDLE



Miss Kindergarten