

# COUNTING APPLES CRAFT

fun hands-on activity


Counting Craft

Easy Templates

Fine Motor Practice

Step-By-Step Instructions

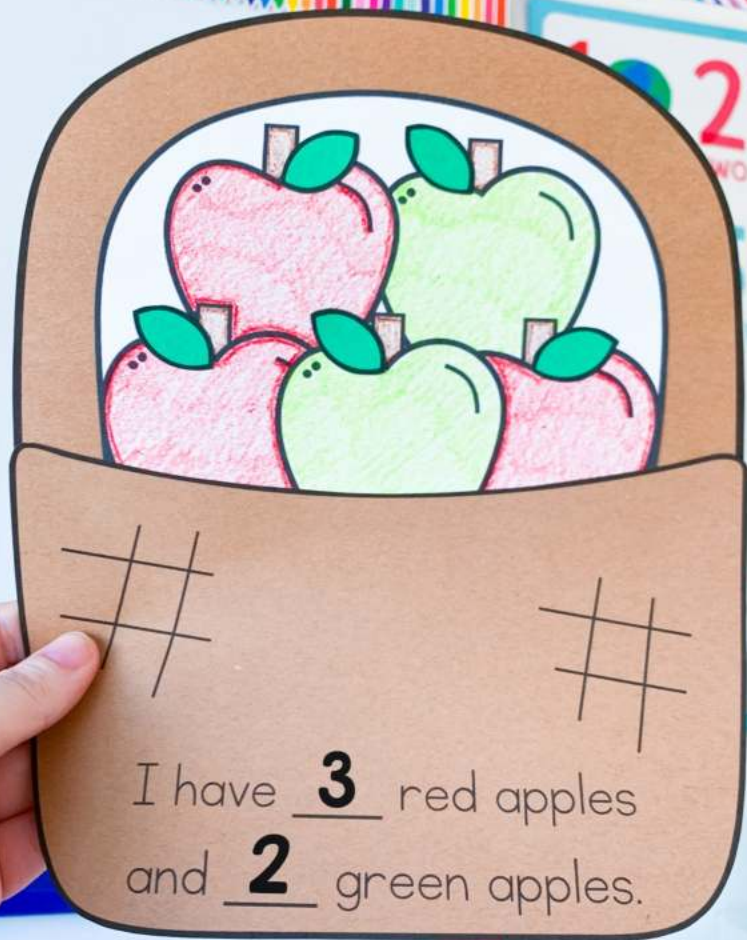
Fun For The Whole Class!






# what's included?


## APPLE BASKET CRAFT TEMPLATES



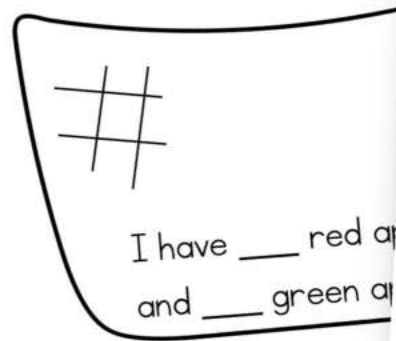
Apples- copy on white paper




Basket handle- Copy on brown



Basket 2- Copy on brown



Apple leaves (optional)- Copy on green (5 leaves per student)



**Low prep craft. Print and have your students color the templates.**



what's included?

# EASY TO FOLLOW INSTRUCTIONS

## APPLE BASKET CRAFT

Celebrate Fall and practice important kindergarten skills with this fun apple craft! Your students can practice sorting and counting apples as they place them in the basket.

Included in this resource are craft templates and step-by-step directions with pictures. There are 3 options for the basket included, you can choose which one works best for your students.


To get started, copy or trace the craft templates onto the correct colored paper.

You can also copy the templates onto white copy paper and have your students color them in directly.




## HOW TO ASSEMBLE

Give students the template and a green crayon. Have them color some of the apples red and the others green.




Glue the apples onto the basket. Cut out each apple or have students cut them out. They will cut a semi-circle out of the white paper to make the basket.



## HOW TO ASSEMBLE

Glue the basket to the paper so that the handle is along the edge.




Turn the basket over and glue the apples to the bottom of the basket. Let the glue dry. Then cut out the basket. How many apples are in the basket?



# STEP-BY-STEP INSTRUCTIONS WITH PICTURES

# BUNDLE & SAVE!

Create beautiful crafts all year long with over 35 craft templates.



## CRAFT TEMPLATES YEAR LONG BUNDLE



Miss Kindergarten