

# COMPLETE CVC TOOLKIT

*make phonics instruction fun!*



**PRINTABLES**

**HANDS-ON  
CENTERS**

**READING  
PASSAGES**

**DIGITAL  
CENTERS**

**AND MORE!**

# JAM-PACKED WITH CENTERS

hands-on learning

web



bed



red



I have...

**dog**

Who has...



I have...

**log**

Who has...



I like to eat ham.



I have...

**hop**

Who has...



I have...

**cc**

Who has...



Do you have jam?



Where is the ram?



Spin:



Build:

Three empty boxes for building the word.

Write:

A dashed line for writing the word.

**dog**

**top**



read it

**cat**

build it

find it



**hat**



# NO-PREP PRINTABLES

print and go!

Name: \_\_\_\_\_

**Read and** **not**

Write each word:





\_\_\_\_\_

\_\_\_\_\_

\_\_\_\_\_

\_\_\_\_\_










**Short e P**

Read it	Trace
hen 	he
men 	me
pen 	pe
ten 	te

Name \_\_\_\_\_

**What's that Sound?**

Color the middle sound you hear in each word.

 a i e	 u i o	 u e a
 o i e	 e i o	 i e a
 a o e	 a o e	 a o e

Name \_\_\_\_\_

Spin both spinners, then write the word.

\_\_\_\_\_


\_\_\_\_\_

\_\_\_\_\_

\_\_\_\_\_

Name \_\_\_\_\_

Write the middle sound you hear.

 m <input type="text"/> t	 d <input type="text"/>
 w <input type="text"/> g	 n <input type="text"/>
 f <input type="text"/> n	 w <input type="text"/>

Name \_\_\_\_\_

**Build and Write**

\_\_\_\_\_

\_\_\_\_\_

\_\_\_\_\_

\_\_\_\_\_

p f m l i i  
i i g x p n

Name \_\_\_\_\_

**Sound it**

\_\_\_\_\_

\_\_\_\_\_

\_\_\_\_\_

\_\_\_\_\_

\_\_\_\_\_

Name \_\_\_\_\_

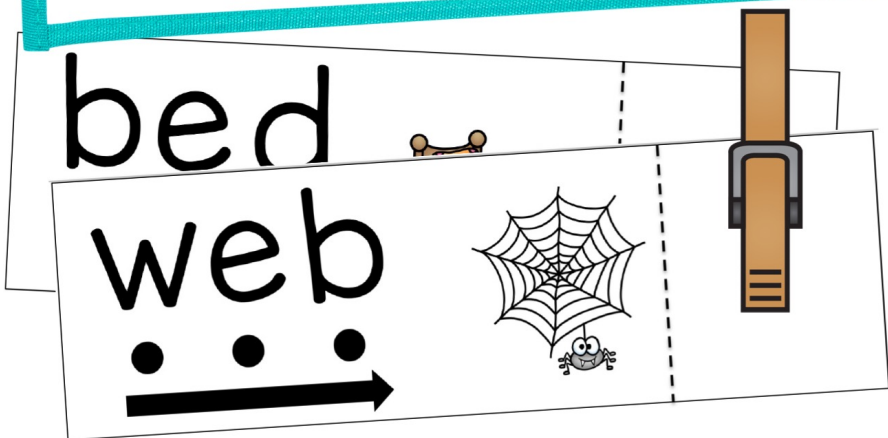
**Cut, Glue and Write!**

	<input type="text"/> an	_____
	<input type="text"/> an	_____
	<input type="text"/> an	_____
	<input type="text"/> an	_____
	<input type="text"/> an	_____

f p m v c

# HANDS-ON ACTIVITIES

*to keep your students engaged!*



**INCORPORATE PLAY INTO YOUR PHONICS INSTRUCTION**

# READING PRACTICE

practice decoding and build confidence

Name: \_\_\_\_\_

Touch and read each word:  
**man van pan far**

Find and highlight the words. Then read the story:

**The Man**  
 Look at the man. He  
 a van. He can get a f  
 The man ran to get c  
 pan. He is a good ma

Rewrite your favorite sentence:  
 \_\_\_\_\_  
 \_\_\_\_\_

Illustrate your favorite sentence:  
 \_\_\_\_\_

Name: \_\_\_\_\_

Touch and read each word:  
**sad bad mad dad**

Find and highlight the words. Then read the story:

**A Sad Day**  
 I am sad. I had a bac  
 My dad said, "Do not  
 mad! I am glad you a  
 here!" Now I am glac

Rewrite your favorite sentence:  
 \_\_\_\_\_  
 \_\_\_\_\_

Read th  
 sentence:  
 \_\_\_\_\_

Color a  
 \_\_\_\_\_

Name: \_\_\_\_\_

Touch and read each word:  
**Pip six sit gift**

Find and highlight the words. Then read the story:

**Happy Birthday!**  
 Today Pip is six! She  
 and get her gift. It is  
 new kit! She will play  
 with her new kit.

Rewrite your favorite sentence:  
 \_\_\_\_\_  
 \_\_\_\_\_

Read th  
 Color a  
 \_\_\_\_\_

Name: \_\_\_\_\_

Touch and read each word:  
**family**



My Little  
 Word Family Book

Read the sentences 3  
 times each:  
 I see the ram!  
 Do you like ham?  
 I like red jam.

Circle the -am family  
 words in each sentence:

Find the -am family words:

ham	bat	jam
ram	sit	lap

Touch and read each word:  
 **ham**     **jam**

I see the mat.  
 \_\_\_\_\_

I have a hat.  
 \_\_\_\_\_

The rat is fat.  
 \_\_\_\_\_

**-at family fluency**

•	bat	rat
••	hat	mat
•••	fat	sat
••••	mat	pat
•••••	bat	fat
••••••	cat	rat

**-et family fluency**

The jet can go fast.

Did you get it yet?


Let me help you.

I see it in the net.

My pet is wet!

Sam met Bret.

**Roll, Read, and Cover**

6	cob	hot	sock	dot	pop	got
5	pot	box	mop	frog	dock	top
4	hop	fog	pond	dot	pop	sob
3	lock	moth	chop	fox	job	crop
2	rod	stop	dock	shop	hog	dog
1	cot	spot	jog	rock	mom	log
	a	b	c	d	e	f

# ENCODING AND WRITING

practice building and writing short vowel words

Name \_\_\_\_\_

**Spin and Write**

Spin both spinners, then write the word you made.

\_\_\_\_\_

\_\_\_\_\_

Name \_\_\_\_\_

**Build and Write**  
short i

\_\_\_\_\_

\_\_\_\_\_

\_\_\_\_\_

\_\_\_\_\_

Name \_\_\_\_\_

**Sound it Out!**  
short o

\_\_\_\_\_

\_\_\_\_\_

\_\_\_\_\_

\_\_\_\_\_

Name \_\_\_\_\_

**Cut, Glue and Write!**

\_\_\_\_\_ an \_\_\_\_\_

\_\_\_\_\_ an \_\_\_\_\_

\_\_\_\_\_ an \_\_\_\_\_

\_\_\_\_\_ an \_\_\_\_\_

\_\_\_\_\_ an \_\_\_\_\_

Spin:

**Build:**

\_\_\_\_\_

**Write:**

\_\_\_\_\_

\_\_\_\_\_

\_\_\_\_\_

v

o

d

o

g

\_\_\_\_\_

p

o

b

o

x

\_\_\_\_\_

t

o

t

o

p

# BONUS DIGITAL CENTERS

perfect for technology centers



GOOGLE SLIDES, SEESAW, AND BOOM CARDS