

# WRITE AND WIPE CENTERS

*beginning of the year skills*

Math Centers

Literacy Centers

Easy to Prep


Engaging & Fun

Perfect for  
Small Groups

Name: \_\_\_\_\_

Write the Alphabet

Directions: Pick an uppercase letter card and trace it below.














# PRACTICE MATH SKILLS

pick a card and record the answer!

**Name:** \_\_\_\_\_

**Counting School Supplies**


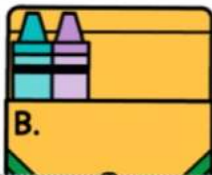



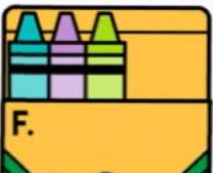



Directions: Choose a card and count the school supplies. Then write the number you counted next to each object.

	<input type="text"/>		<input type="text"/>
	<input type="text"/>		<input type="text"/>
	<input type="text"/>		<input type="text"/>
	<input type="text"/>		<input type="text"/>
	<input type="text"/>		

**Name:** \_\_\_\_\_

**Counting Crayons**











Directions: Choose a crayon box card and count the number of crayons you counted next to each letter.

	<b>A.</b> <input type="text"/>		<b>B.</b> <input type="text"/>		<b>C.</b> <input type="text"/>
	<b>D.</b> <input type="text"/>		<b>E.</b> <input type="text"/>		<b>F.</b> <input type="text"/>
	<b>G.</b> <input type="text"/>		<b>H.</b> <input type="text"/>		<b>I.</b> <input type="text"/>

**Name:** \_\_\_\_\_

**Subitiz A**






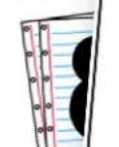
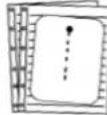




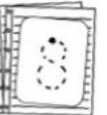



Directions: Choose a book card and count the dots on the book. Then show the number of dots you counted.

<b>A.</b> 	<b>B.</b> 	<b>D.</b> 	<b>E.</b> 
<b>D.</b> 	<b>E.</b> 	<b>G.</b> 	<b>H.</b> 
<b>G.</b> 	<b>H.</b> 		

**Name:** \_\_\_\_\_

**Notebook Numbers**

Directions: Choose a card and say the number. Then find the number on the paper and trace it.

	<b>1</b>		<b>2</b>
	<b>4</b>		<b>5</b>
	<b>7</b>		<b>8</b>
	<b>1</b>		<b>2</b>
	<b>4</b>		<b>5</b>
	<b>7</b>		<b>8</b>
	<b>3</b>		<b>6</b>
	<b>9</b>		

# 4 EASY TO PREP MATH CENTERS



# PRACTICE LITERACY SKILLS

*pick a card and record the answer!*

**Backpack Beginning**  
Name: \_\_\_\_\_  
Directions: Pick a backpack card and find the matching picture. Trace the first sound in the word.


**Clipboard Beginning**  
Name: \_\_\_\_\_  
Directions: Pick a clipboard card and find the matching picture. Color the bubble that shows the first sound in the word.

	r		n
	p		p
	s		v
	m		d
	j		r
	p		t

**School Bus**  
Name: \_\_\_\_\_  
Directions: Pick a school bus card and trace the letter.


**Write the Alphabet**  
Name: \_\_\_\_\_  
Directions: Pick an uppercase letter card and trace it below.


ABCDEFGHIJKLMNOPQRSTUVWXYZ

## 4 EASY TO PREP LITERACY CENTERS



# EASY TO PREP AND ORGANIZE

*create grab and go centers!*




**Place the recording sheets in sheet protectors for repeated practice**



# BUNDLE & SAVE!

Check out the discounted bundle for a full year of write & wipe centers. Your students can practice their foundational math and literacy skills all year long!



## KINDERGARTEN WRITE & WIPE CENTERS

MARCH APRIL MAY JUNE  
WRITE AND WIPE WRITE AND WIP WRITE AND WIPE WRITE AND WIPE CENTERS

NOVEMBER DECEMBER JANUARY FEBRUARY  
WRITE AND WIPE WRITE AND WI WRITE AND WIPE C WRITE AND WIPE CENTERS

AUGUST SEPTEMBER OCTOBER  
WRITE AND WIPE CENTE WRITE AND WIPE CENTE WRITE AND WIPE CENTERS

Miss Kindergarten