

NOVEMBER WRITE AND WIPE

print and go themed centers

Math Centers

Literacy Centers


Easy to Prep

Engaging & Fun

Perfect for
Small Groups

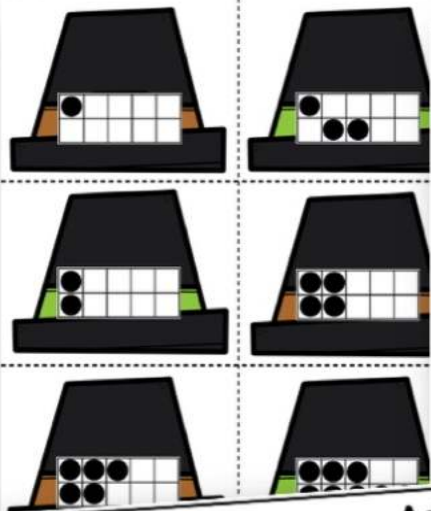
Turkey Numbers

Use a number card and write the number on the turkey. Then write the number that comes next in the box.



PRACTICE MATH SKILLS

pick a card and record the answer!



Name: _____

Pilgrim Hats

Directions: Choose a pilgrim hat and draw the dots on the ten frame number to show how many.


10 frame	10 frame
10 frame	10 frame
10 frame	10 frame
10 frame	10 frame

Name: _____

Pumpkin Shapes

Directions: Choose a pumpkin shape card and count the seeds. Then write the number in the box.

	<input type="text"/>		<input type="text"/>
	<input type="text"/>		<input type="text"/>
	<input type="text"/>		<input type="text"/>



Name: _____

Add

Directions: Choose a pair of dice, write the numbers, or draw the number of leaves.

A	<input type="text"/> + <input type="text"/> = <input type="text"/>
B	<input type="text"/> + <input type="text"/> = <input type="text"/>
C	<input type="text"/> + <input type="text"/> = <input type="text"/>
D	<input type="text"/> + <input type="text"/> = <input type="text"/>
E	<input type="text"/> + <input type="text"/> = <input type="text"/>

A.

B.

C.

D.

E.

F.

G.

H.

I.

1

2

4

5

7

Name: _____

Turkey Numbers


Directions: Pick a number card and trace that number on the turkey. Then draw dots to match the number.

	<input type="text"/>		<input type="text"/>		<input type="text"/>
	<input type="text"/>		<input type="text"/>		<input type="text"/>
	<input type="text"/>		<input type="text"/>		<input type="text"/>

4 EASY TO PREP MATH CENTERS

PRACTICE LITERACY SKILLS

pick a card and record the answer!



Name: _____ **Leaf Let**

Directions: Pick a letter card and write the letter on the leaf. Then write something that starts with that letter sound.

Name: _____ **Turkey CVC Words**

Directions: Pick a turkey card and read the word.

Name: _____ **Cornucopia Words**

Directions: Pick a word card, read the word, then write the word on the lines.

Name: _____ **Beginning Sounds**

Directions: Pick a scarecrow card and match it to the image below. Then write the first sound you hear in the word.

4 EASY TO PREP LITERACY CENTERS

EASY TO PREP AND ORGANIZE


create grab and go centers!



Place the recording sheets in sheet protectors for repeated practice

BUNDLE & SAVE!

Check out the discounted bundle for a full year of write & wipe centers. Your students can practice their foundational math and literacy skills all year long!



KINDERGARTEN WRITE & WIPE CENTERS

MARCH WRITE AND WIPE CENTERS

APRIL WRITE AND WIPE CENTERS

MAY WRITE AND WIPE CENTERS

JUNE WRITE AND WIPE CENTERS

NOVEMBER WRITE AND WIPE CENTERS

DECEMBER WRITE AND WIPE CENTERS

JANUARY WRITE AND WIPE CENTERS

FEBRUARY WRITE AND WIPE CENTERS

AUGUST WRITE AND WIPE CENTERS

SEPTEMBER WRITE AND WIPE CENTERS

OCTOBER WRITE AND WIPE CENTERS