

JUNE WRITE AND WIPE

print and go themed centers



Math Centers

Literacy Centers

Easy to Prep

Engaging & Fun

Perfect for Small Groups

PRACTICE MATH SKILLS

pick a card and record the answer!

A.  -  =

B.  -  =

C.  -  =

D.  -  =


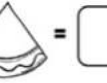
E.



F.


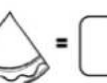
G.

Name: _____ **Subtraction**

Directions: Pick a watermelon card and write the number in the first box. Then write the number of seeds in the second watermelon. Subtract the difference.

A.  -  =

B.  -  =

C.  -  =

D.  -  =

E.  =

F.  =

G.  =

H.  =


Name: _____

Hang Ten!

Directions: Pick a ten frame card and write the number in the first box. Then write the number to show how many more you need to make ten.



+ = 10




+ = 10



+ = 10



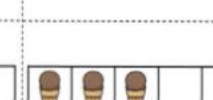

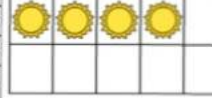
+ = 10



+ = 10







+ = 10







Name: _____

Directions: Choose a pair of flip flops and write the 'flip flop' equation in the box. Example: if you pick 7+3, write 3+7 in the boxes instead.

A.  +  =

B.  +  =

C.  +  =

D.  +  =

E.  +  =

F.  +  =

G.  +  =

Flip Flops


A.  **3+7**

B.  **4+1**

C.  **6+3**


D.  **9+1**

E.  **1+6**

F.  **7+2**

G.  **1+8**


H.  **1+8**


A.  **3+7=**


B.  **2+5=**

C.  **4+1=**

D.  **1+8=**


E.  **3+3=**


F.  **7+2=**


G.  **1+8=**


Name: _____

Directions: Pick a card and write the equation. Then write the total in the box.

A.  + =


B.  + =


C.  + =


D.  + =


E.  + =

Addition Scoops

F.  + =

G.  + =

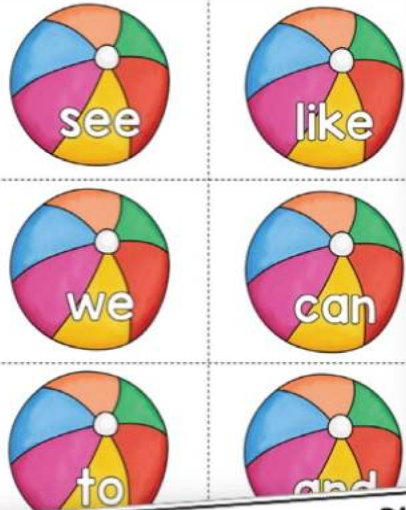
H.  + =

I.  + =

4 EASY TO PREP MATH CENTERS

PRACTICE LITERACY SKILLS

pick a card and record the answer!



Name: _____ Sight Words

Directions: Pick a word card and write the word on the _____

Name: _____ Ending Digraphs

Directions: Pick a beach bag and look at the object hidden in the digraph for each picture in the box.

	<input type="text"/>		<input type="text"/>
	<input type="text"/>		<input type="text"/>
	<input type="text"/>		<input type="text"/>

fi _	wat _	bru _
it _	bea _	wit _

Name: _____ Diggi

Directions: Pick a card and write the sounds in each box.

magic el

	<input type="text"/>	<input type="text"/>	<input type="text"/>		<input type="text"/>	<input type="text"/>	<input type="text"/>
	<input type="text"/>	<input type="text"/>	<input type="text"/>		<input type="text"/>	<input type="text"/>	<input type="text"/>
	<input type="text"/>	<input type="text"/>	<input type="text"/>		<input type="text"/>	<input type="text"/>	<input type="text"/>

Name: _____ Sunny Sounds

Directions: Pick a card and write the beginning digraph in the box.

	<input type="text"/>		<input type="text"/>		<input type="text"/>
	<input type="text"/>		<input type="text"/>		<input type="text"/>
	<input type="text"/>		<input type="text"/>		<input type="text"/>

4 EASY TO PREP LITERACY CENTERS

EASY TO PREP AND ORGANIZE


create grab and go centers!



Place the recording sheets in sheet protectors for repeated practice

BUNDLE & SAVE!

Check out the discounted bundle for a full year of write & wipe centers. Your students can practice their foundational math and literacy skills all year long!



KINDERGARTEN WRITE & WIPE CENTERS

MARCH WRITE AND WIPE CENTERS
APRIL WRITE AND WIPE CENTERS
MAY WRITE AND WIPE CENTERS
JUNE WRITE AND WIPE CENTERS
JULY WRITE AND WIPE CENTERS
AUGUST WRITE AND WIPE CENTERS
SEPTEMBER WRITE AND WIPE CENTERS
OCTOBER WRITE AND WIPE CENTERS
NOVEMBER WRITE AND WIPE CENTERS
DECEMBER WRITE AND WIPE CENTERS
JANUARY WRITE AND WIPE CENTERS
FEBRUARY WRITE AND WIPE CENTERS

Miss Kindergarten