GETTING STARTED

After your students have mastered letter sounds, it's time to transfer their knowledge into reading and writing CVC words! Use these activities in centers and small groups to help with building a strong reading foundation.

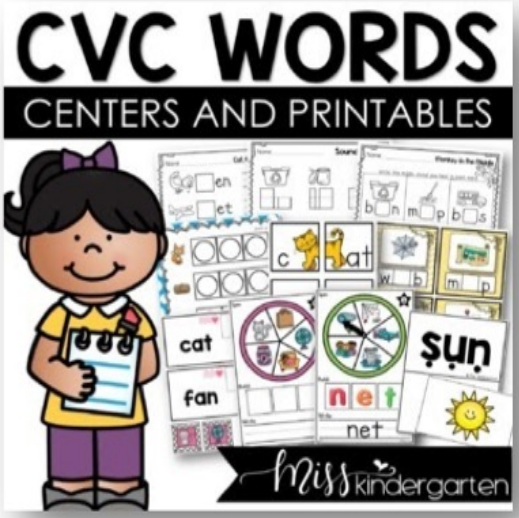

These activities are structured to be used during small group and whole group time. They can also be used as an intervention or assessment tool if needed.

As your students build their understanding of reading CVC words, they can start working on their reading fluency. These are organized by word family so your students can really focus on fluency by just switching out the first sound in the word.

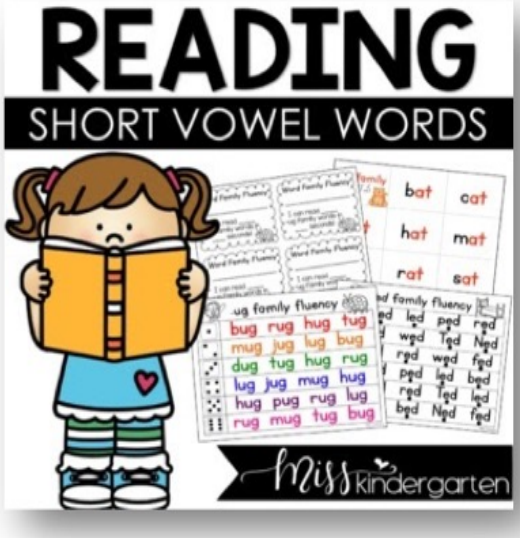

EXTRA SUPPORT

If you find your students are having a difficult time decoding CVC words, use these Read & Reveal and Write & Reveal intervention cards. They include guided support as your students work on blending and segmenting CVC words.

These word family books are a great way to transition your students from reading CVC words in isolation to reading them in sentences. These can be used during centers or sent home for extra practice.

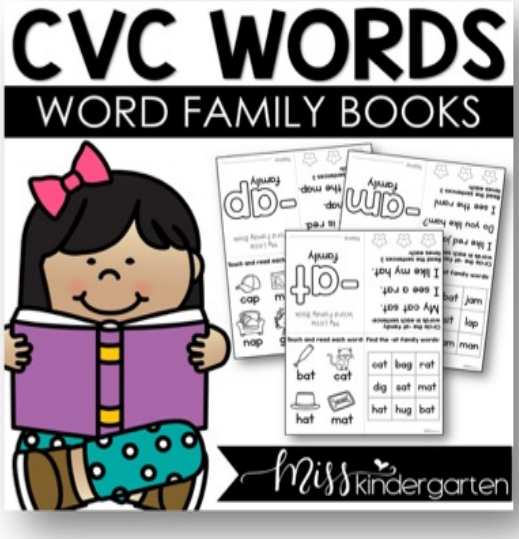

If you find your students need more practice reading and decoding CVC words in simple sentences, use these Read & Reveal intervention cards. They include guided support to remind your students to touch and read each word.

©Miss kindergarten

READING FLUENCY

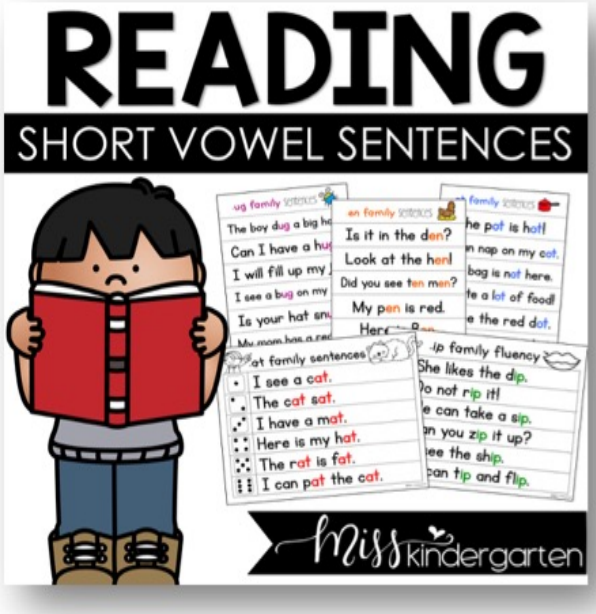

Now your students are ready to transfer their knowledge of reading CVC words in isolation to reading words in sentences! These short vowel sentences combine high frequency words and CVC words to work on building accuracy and fluency. These are organized by word family so your students can really focus on fluency rather than decoding.

Help your emergent readers become fluent readers with these reading fluency passages! Your students will build reading fluency and work on reading comprehension with these reading passages as they focus on specific phonics skills. They also include pre/post-test assessments so you can track your students' progress as they read.

©Miss kindergarten

EXTRA ACTIVITIES

Playdough mats are a fun and tactile way to help students build and read CVC words. It's great fine motor practice as well. You can also use these mats with tiny erasers or beads as additional practice.

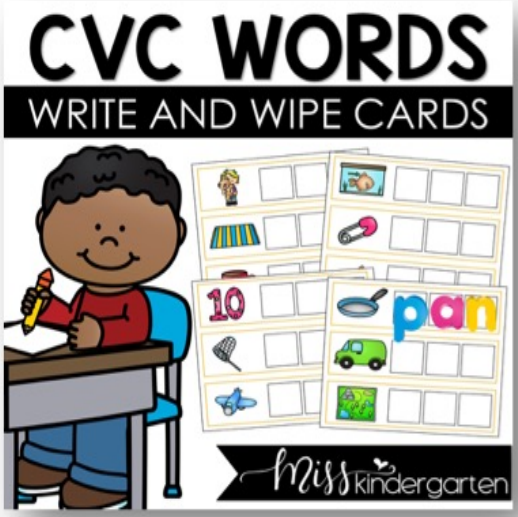

These write and wipe cards offer additional CVC word practice. Your students can build the words with magnet letters or write the letters with dry-erase marker.

BONUS digital activities! You can use these Boom Cards/Google Slides for your students to practice CVC words during technology centers or at home if needed.