


ALPHABET & NUMBERS PRACTICE

centers, activities and printables



**No Prep
Worksheets**

**Interactive
Notebooks**

**Hands On Activities
and Centers**

**Fine Motor
Practice**

And MORE!

ALPHABET PRACTICE


no prep printable worksheets



Hundreds of printable pages to practice letter and sound identification, letter formation, handwriting, and more!

ALPHABET PRACTICE

hands-on centers and activities



Using play dough, tweezers, spinners, counters, dry eraser markers, and other small manipulatives to extend the learning and promote fine motor strength.

ALPHABET PRACTICE

Letters and sounds identification


Letter Aa

Color the uppercase letters blue and the lowercase letters red.

Fold & glue




Color the pictures that start with /a/. Cut them out and glue them into the apple basket.



Letter Mm

Color the uppercase letters blue and the lowercase letters red.

Fold & glue



Color the pictures that start with /m/. Cut them out and glue them under the mittens.



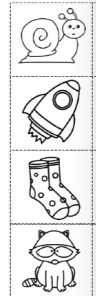
Letter Ss

Color the uppercase letters blue and the lowercase letters red.

Fold & glue



Color the pictures that start with /s/. Cut them out and glue them under the stars.



A



B



C



D



E



F



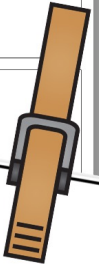
G



H



Aa



My
Alphabet
Journal



Practice Letter Sounds

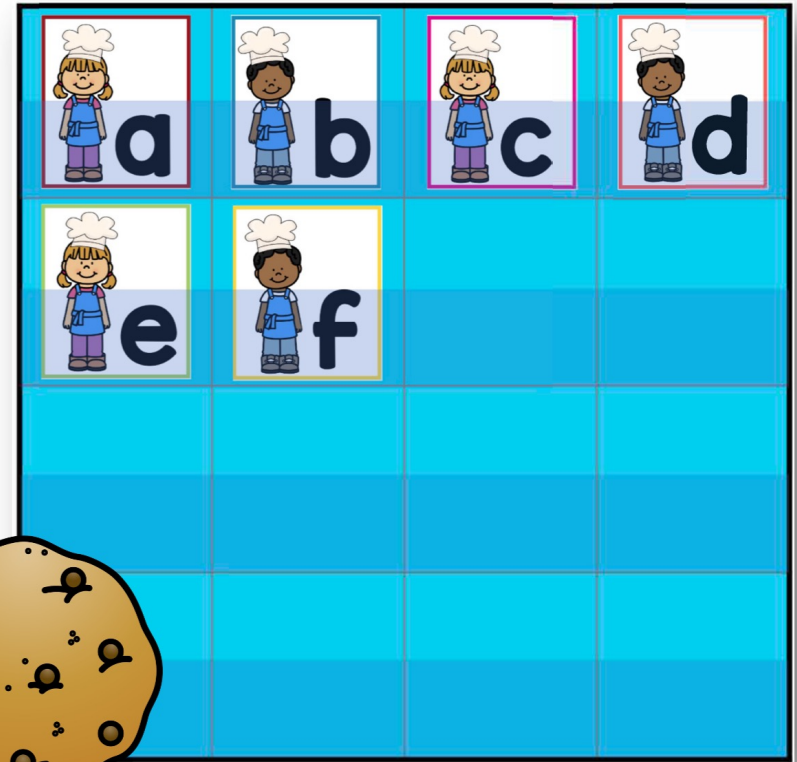
with read and reveal cards and an interactive notebook. Students will also practice cutting and gluing while working on sounds.

WHOLE GROUP GAMES & ACTIVITIES

uppercase and lowercase letters



Let's play the
letter game.
Pick a pumpkin.
Say its name!



Letter and Sound Identification

Practice letters and sounds with poems, chants and games

NUMBER SENSE PRACTICE


no prep printable worksheets













miss kindergarten
Hundreds of printable pages to practice identifying numbers, number formation, counting, and more!

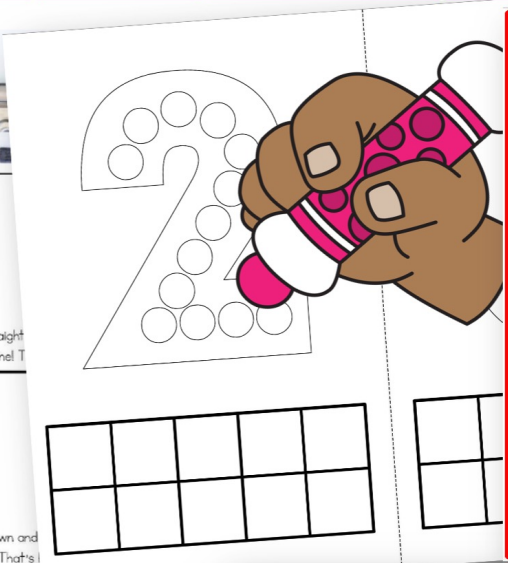
NUMBER SENSE PRACTICE

hands-on centers and activities



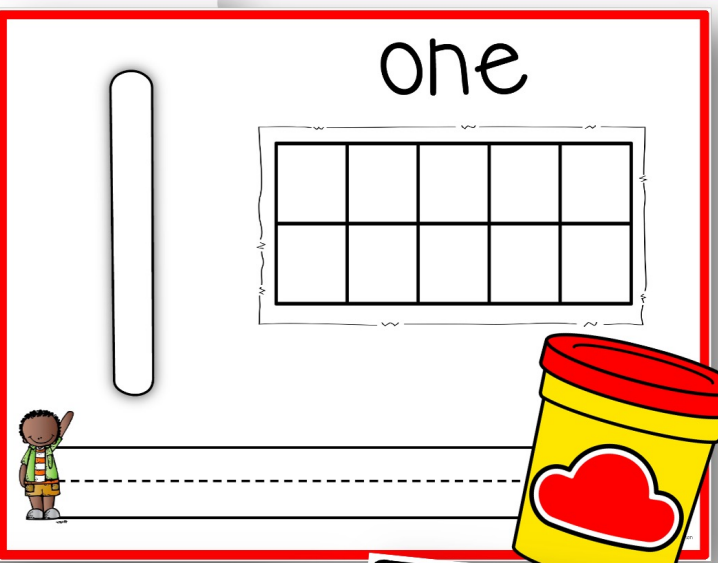
NUMBER FORMATION POEMS

 Make a circle like an O. Now you have the number zero!	 Around and back on the railroad track. Two, two!	 Around a tree and around a tree. That's how we make a three!	 Down and down. That's how we make a four!
 A hat, a neck, and a big fat belly. Five has eaten too much jelly!	 Down to a hoop, six rolls a loop.	 Across the top and then a line. Number seven is divine!	
 Make an s, but do not stop. Go back up, it's an eight at the top.	 Little circle, then a line. That's how we make a nine.	 Number ten is the hero. First a one, then a zero!	



10

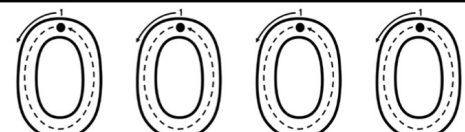
one



10


Trace the Number:

0



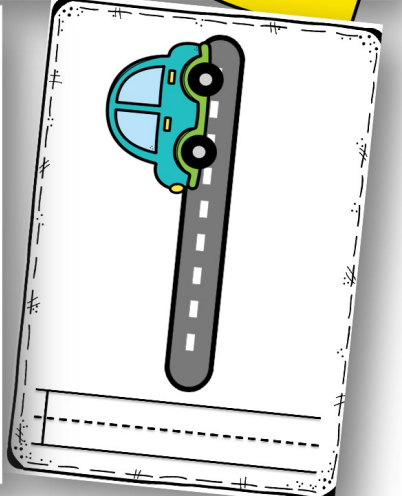

Trace the Number:

1



Trace the Number:

2



Using play dough, tweezers, spinners, counters, dry eraser markers, and other small manipulatives to extend the learning and promote fine motor strength.

NUMBER SENSE PRACTICE

counting & identifying numbers to 20

Number 1

Color the number 1!

Fold & glue

Color the pictures that show the number 1. Cut them out and glue them under the number.

Number 12

Color the number 12!

Fold & glue

Color the pictures that show the number 12. Cut them out and glue them under the number.

Number 16

Color the number 16!

Fold & glue

Color the pictures that show the number 16. Cut them out and glue them under the number.

My Number Journal

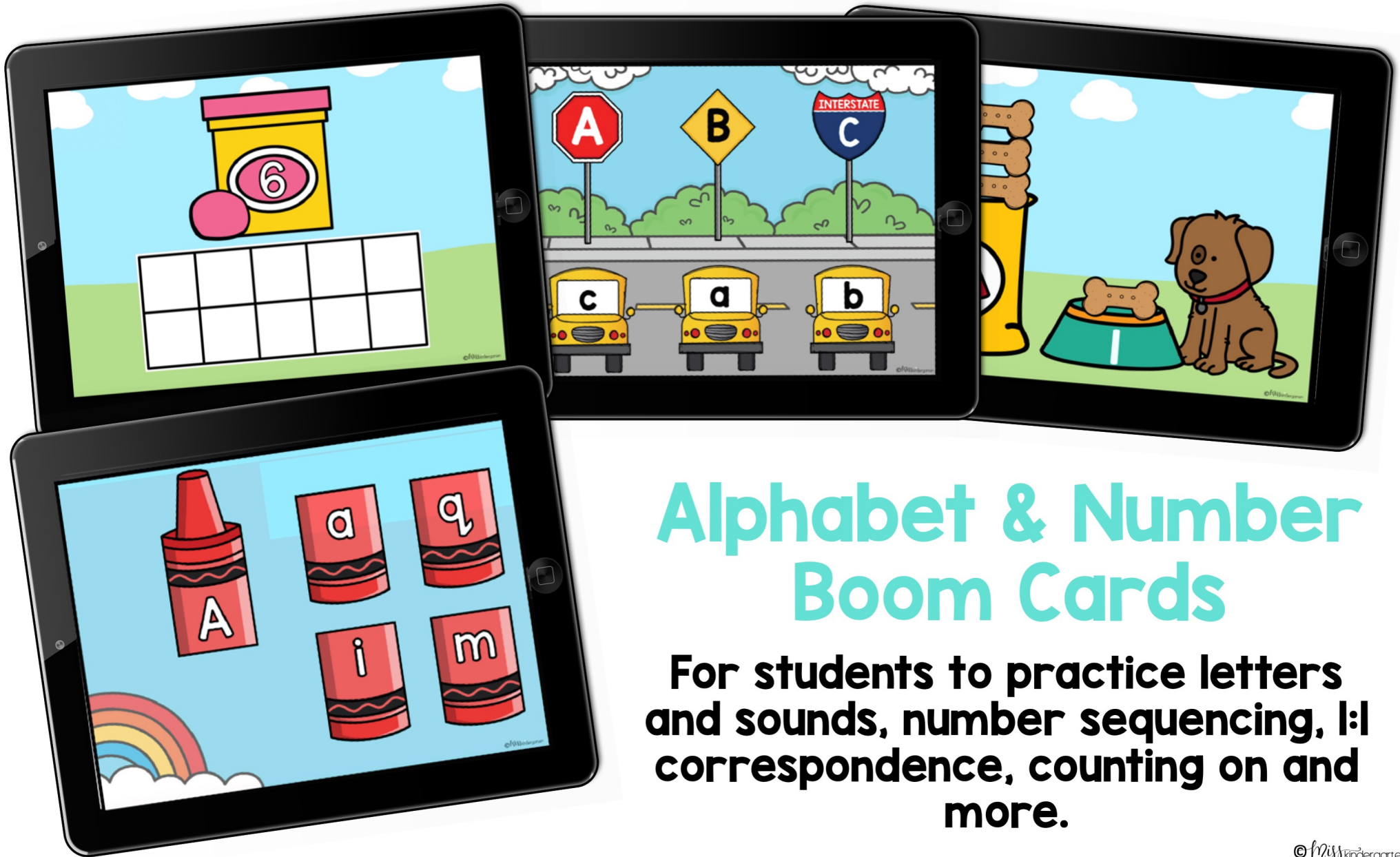
My Number Journal

Counting and Sorting

with read and reveal cards and an interactive notebook. Students will also practice cutting and gluing while working on numbers to 20.

plus

BONUS TECHNOLOGY CENTERS!



Alphabet & Number Boom Cards

For students to practice letters and sounds, number sequencing, 1:1 correspondence, counting on and more.