

no prep practice pages for **CUTTING & FINE MOTOR PRACTICE**



Cutting Skills

Pincer Grasp

Letter Strokes

Tracing

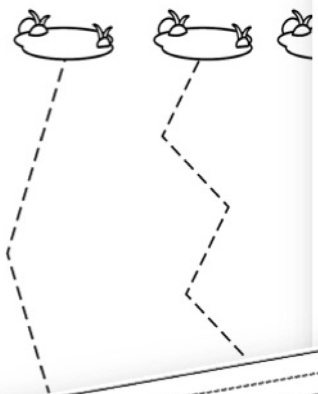
And MORE!

what's included?

SNIPPING AND CUTTING PRACTICE

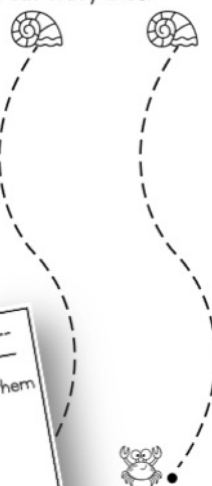
Name: _____

I can cut lines.




Name: _____

I can cut wavy lines.

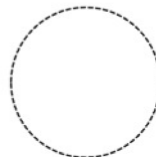


Name: _____

Snip small pieces of black, yellow, and light blue paper and glue them onto the bee.



Directions: Cut out each shape, then glue it



Look at the

Name: _____

I can sort shapes.

squares

circles

Name: _____

Snip small pieces of orange and green paper and glue them onto the pumpkin.



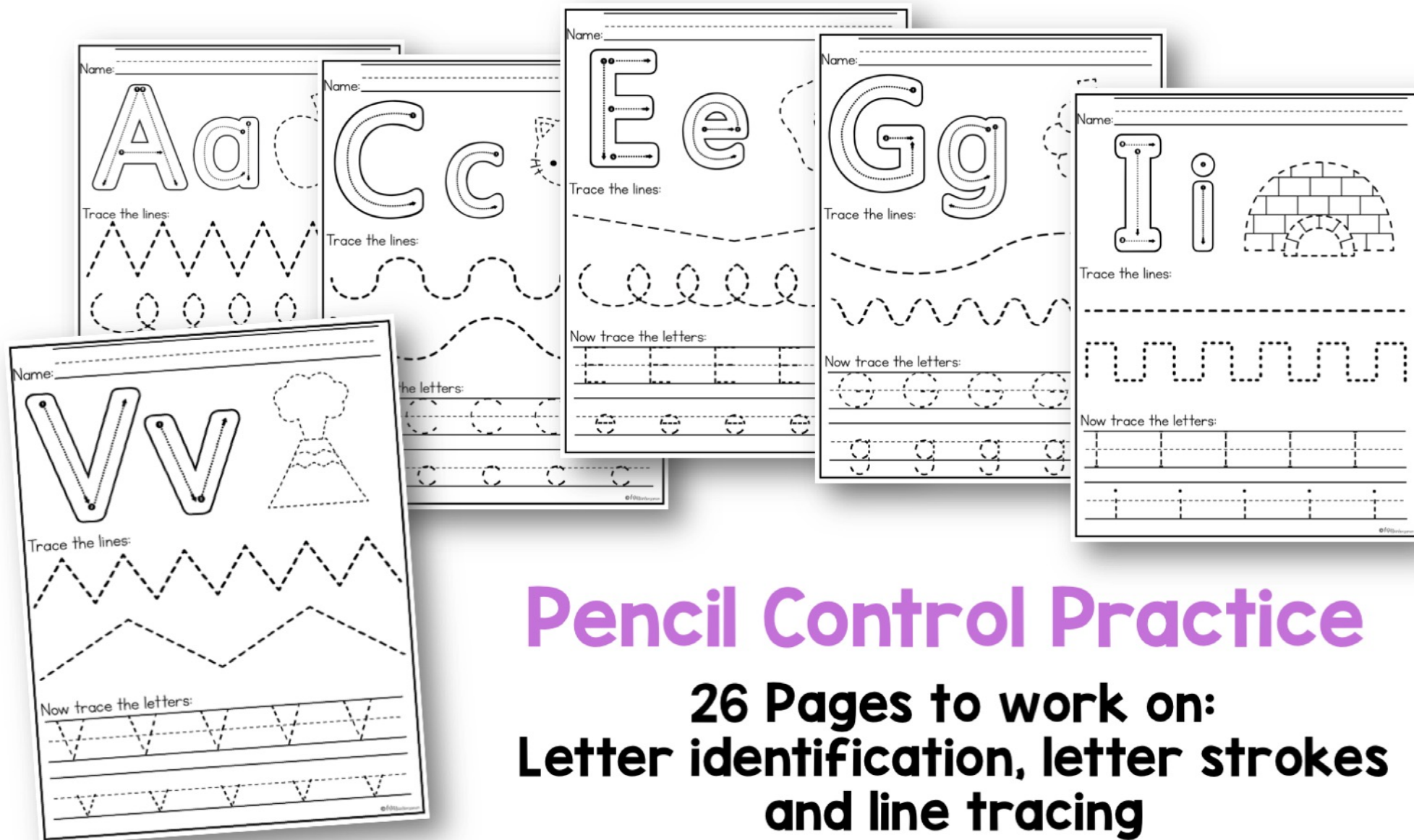
pumpkin

Cutting, Sorting & Gluing

26 Pages to work on:
straight & angled line cutting
shape cutting and sorting
paper snipping and gluing

what's included?

LETTER STROKE TRACING PAGES




Pencil Control Practice

**26 Pages to work on:
Letter identification, letter strokes
and line tracing**

what's included?

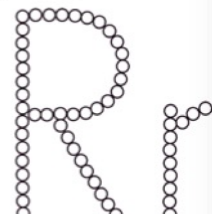
Q-TIP PAINTING ALPHABET PAGES

Name: _____
Dot the uppercase T and the lowercase t




triangle **tail**

Name: _____
Dot the uppercase R and the lowercase r




rainbow


Name: _____
Dot the uppercase Q and the lowercase q



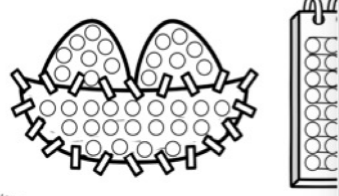
queen **quail**



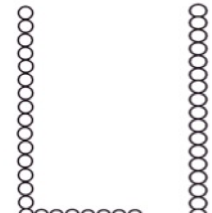
Name: _____
Dot the uppercase N and the lowercase n



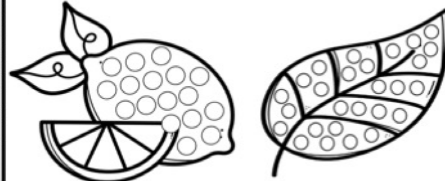
nest **notebook**




Name: _____
Dot the uppercase L and the lowercase l



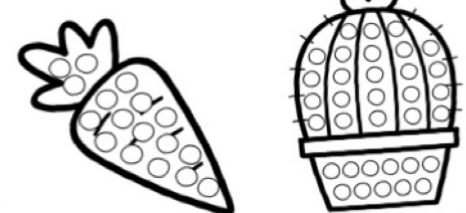
lemon **leaf**



Name: _____
Dot the uppercase C and the lowercase c



carrot **cactus**



Letter & Sound Recognition

26 Pages to work on:
Letter and sound identification while
strengthening pincer grasp

what's included?

Q-TIP PAINTING NUMBER PAGES

Name: _____
Dot the number 1. Then show the number in ten frame.
one

Name: _____
Dot the number 2. Then show the number in ten frame.
two

Name: _____
Dot the number 3. Then show the number in ten frame.
three

Name: _____
Dot the number 4. Then show the number in ten frame.
four

Name: _____
Dot the number 5. Then show the number in ten frame.
five

Name: _____
Dot the number 6. Then show the number in ten frame.
six

Count and dot 3 hearts.

Count and dot 4 hearts.

Count and dot 5 hearts.

Count and dot 6 hearts.

Number Identification

Numbers 1-10

Number identification,

1:1 correspondence, fine motor practice