

# CVC Words

Your students will practice reading and identifying ending sounds by dragging letters to the clouds.

do \_\_      ho \_\_      mo \_\_

g  
p  
f  
t

© Miss Kindergarten

# Phonics

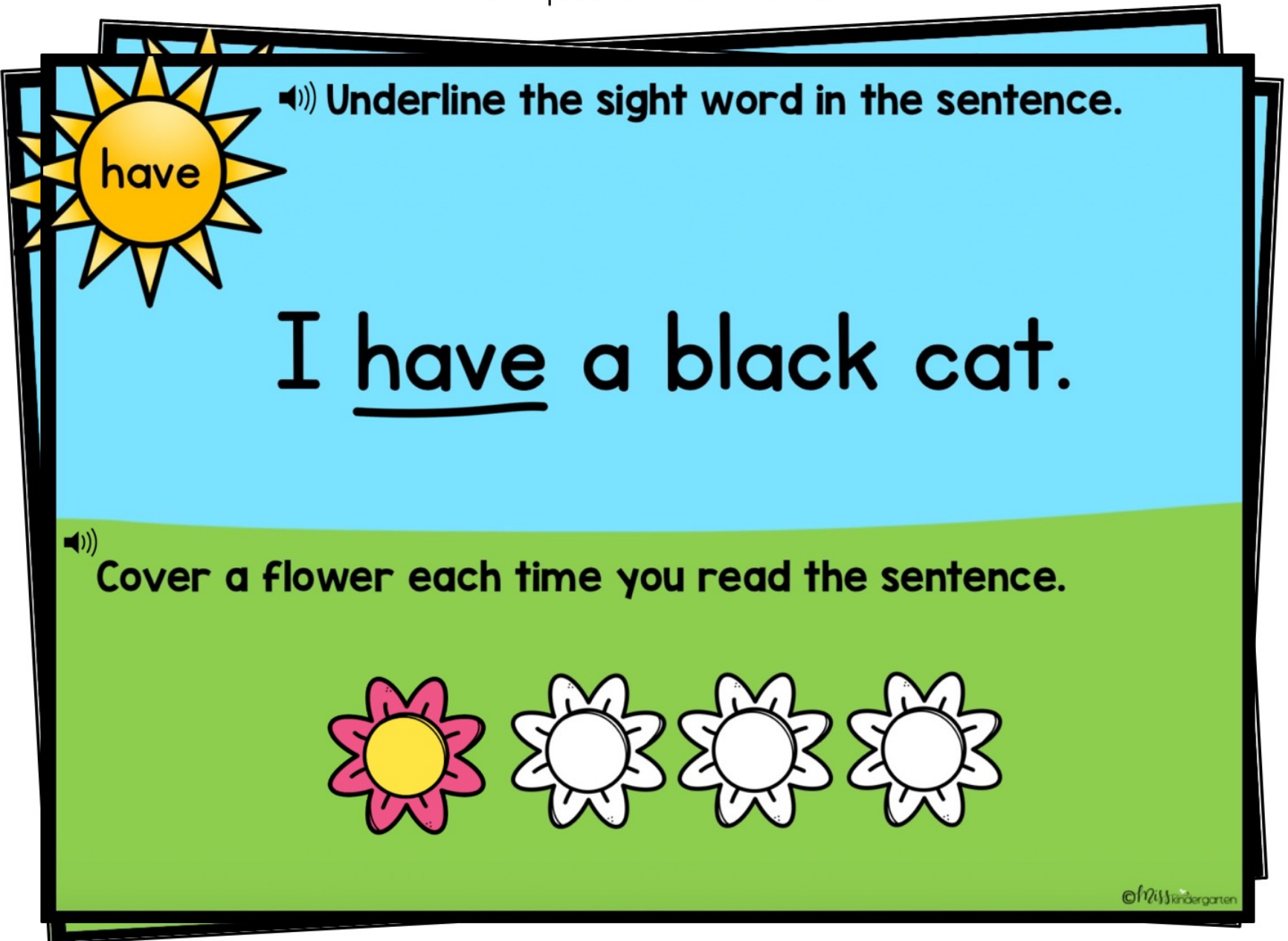
Your students will practice identifying beginning blends.

Water the flower with the correct beginning blend.



# Sight Words

Your students will practice reading and identifying sight words in simple sentences.




have

Underline the sight word in the sentence.

I have a black cat.


Cover a flower each time you read the sentence.





# Sight Words

Your students will practice reading and building simple sight word sentences.

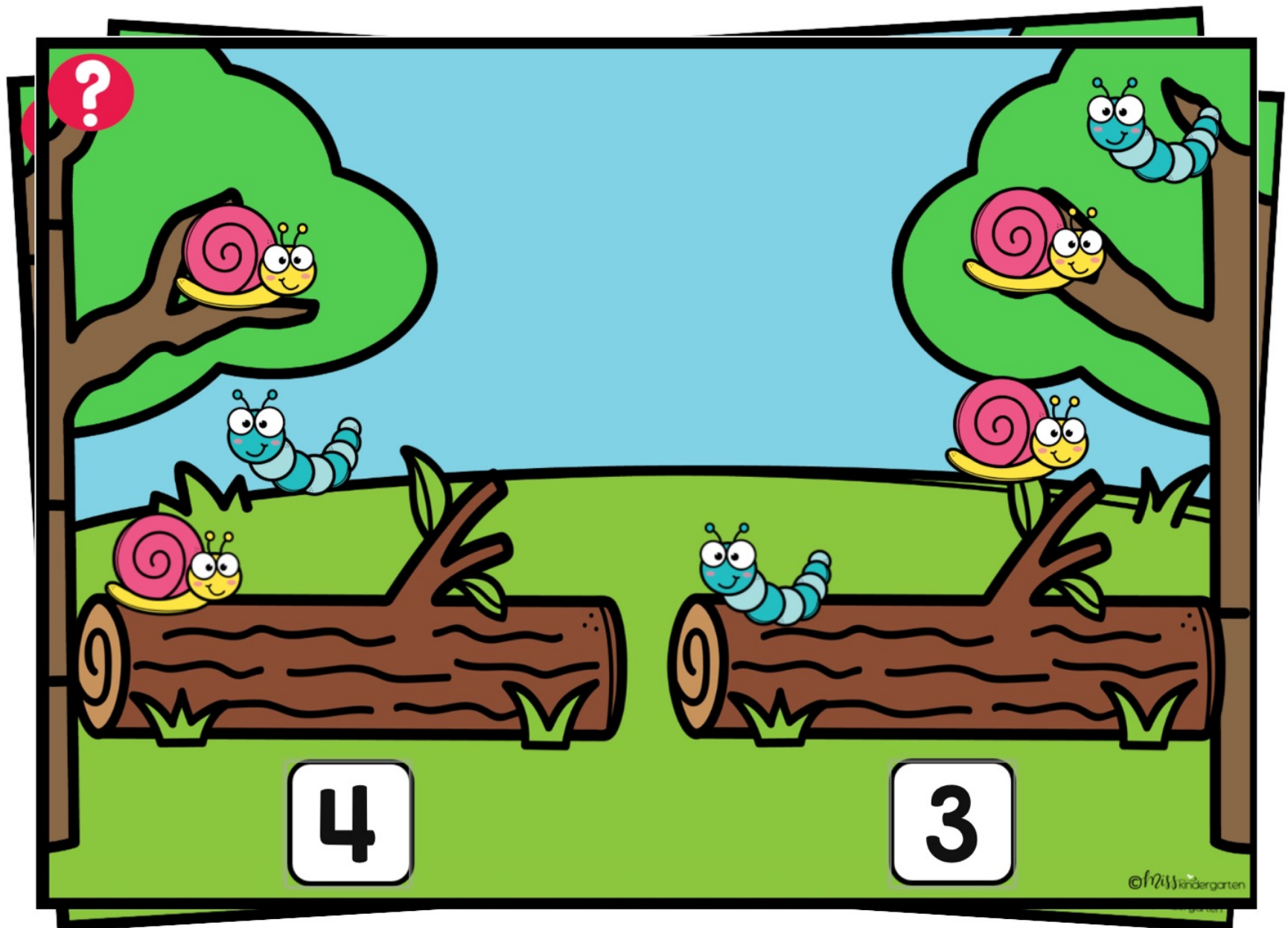


A cartoon illustration of a young girl with brown hair, wearing a grey shirt and pink skirt, standing next to a wooden easel. The easel has a blank white canvas and a blue bucket of colorful paintbrushes. To the right, a large, vibrant rainbow is being painted on a blue background. The scene is set on a green grassy field. In the top left corner of the illustration, there is a white question mark inside a blue circle. In the bottom left corner, there is a speaker icon inside a blue circle.

She			
likes		paint.	to

# Number Sense


Your students will sort and count objects, then identify which one has the most.



# Missing Addends

Your students will practice addition to 10 by identifying a missing addend.

Drag the butterflies to the sky to complete the equation.



$$4 + \boxed{1} = 5$$



©Miss Kindergarten



# Addition to 10

Your students will practice adding with a number line.


0 1 2 3 4 5 6 7 8 9 10

$5 + 4 = \square$

©Miss Kindergarten  
©Miss Kindergarten

# Number Sense

Your students will practice identifying and ordering numbers to 20.





# TRY THEM OUT!

New to Boom Learning? You can preview these digital task cards and try them before you buy them!



[CLICK HERE TO PLAY A PREVIEW](#)