

Reading CVC Words

Your students will practice reading and identifying CVC words by matching the word to each picture.



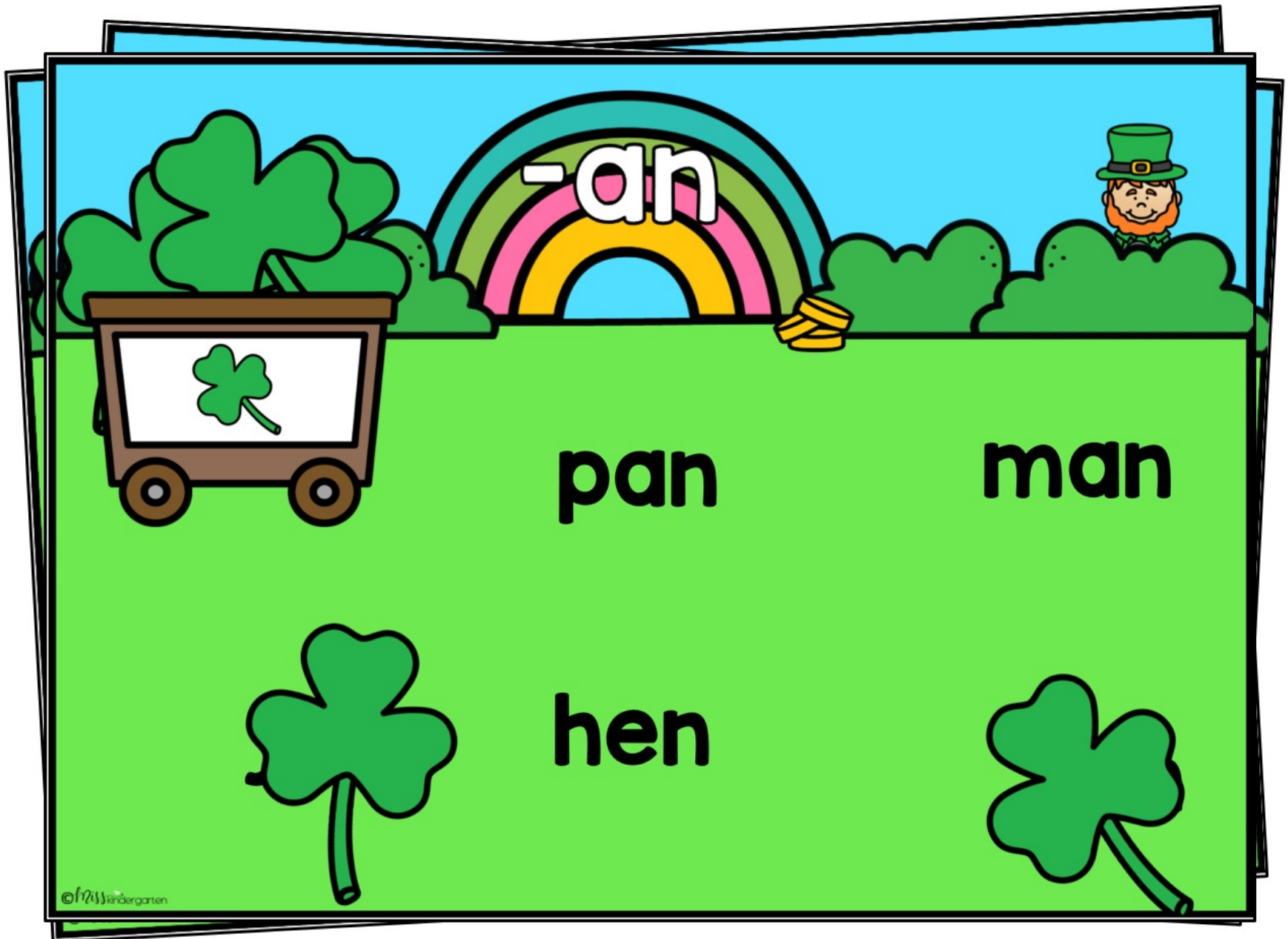
Building CVC Words

Your students will practice identifying and sounding out CVC words by building the word with letter coins.




Word Family Hunt

Your students will practice reading and identifying words by their word family.



Sight Words

Your students will practice reading simple sight word sentences and matching the correct image to the sentence.




The illustration depicts a rainy day scene. A girl with dark skin, wearing a yellow raincoat and pink boots, holds a pink umbrella. A brown rat is sitting in a puddle next to her. In the background, there are white clouds and blue raindrops falling. To the right of the scene are three large water droplets. The top droplet is empty. The middle droplet contains a green snake with a red tongue. The bottom droplet contains a white cloud and small white snowflakes.

I see the rat.

© Miss Kindergarten

Number Sense

Your students will identify and show number bonds by adding coins to the pot and typing the number in the box.




Number Sequence










Your students will identify and order numbers to 20.




Subtraction

Your students will practice subtracting from ten with a ten frame.

 $10 - 1 = 9$


| | | | | |
|-------------------------------------------------------------------------------------|-------------------------------------------------------------------------------------|-------------------------------------------------------------------------------------|---------------------------------------------------------------------------------------|---------------------------------------------------------------------------------------|
|  |  |  |  |  |
|  |  |  |  | |



© Miss Kindergarten

Measurement

Your students will work on non-standard measurement by using the coins to measure each object.



TRY THEM OUT!

New to Boom Learning? You can preview these digital task cards and try them before you buy them!



[CLICK HERE TO PLAY A PREVIEW](#)