

SIGHT WORD

••••boom cards bundle••••

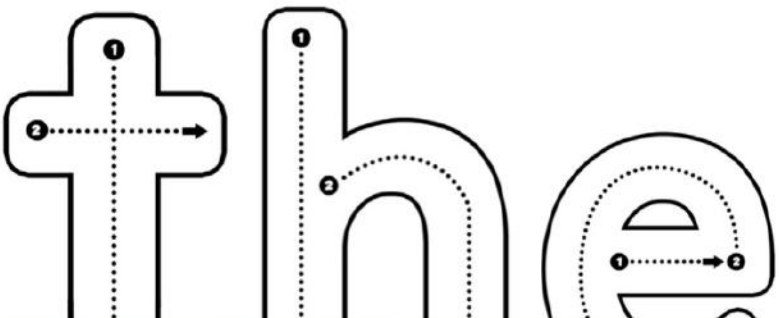
The image shows a digital Boom Learning card interface. At the top, there are five colored buttons with speaker icons: a teal button labeled 'touch and say e', a green button labeled 'trace the w', a purple button labeled 'find the word', a pink button labeled 'build the word', and a light blue button labeled 'listen and find'. The main content area is a tablet screen displaying a blue banner with a cartoon boy and the text 'Let's practice!'. Below the banner is a large black speaker icon and the word 'the' in a large, bold, black font. A hand is shown pointing at the word 'the'. To the right of the tablet, there are smaller icons: a notebook with the word 'he', another notebook with the letter 'e', and a yellow arrow icon. A blue checkmark icon is also visible.

SIX SLIDES OF GUIDED PRACTICE FOR EACH WORD

 Let's practice!


 **the**

 trace the word



 build the word

the




e t h

 touch and say each letter



the


 find the word

the



 listen and find

 **I see the dog.**

WILL INCLUDE 100+ SIGHT WORDS WHEN COMPELTED!



Let's practice!



the



Let's practice!



of



Let's practice!



and



Let's practice!



a



Let's practice!



to



Let's practice!



in

AUDIO SUPPORT INCLUDED!



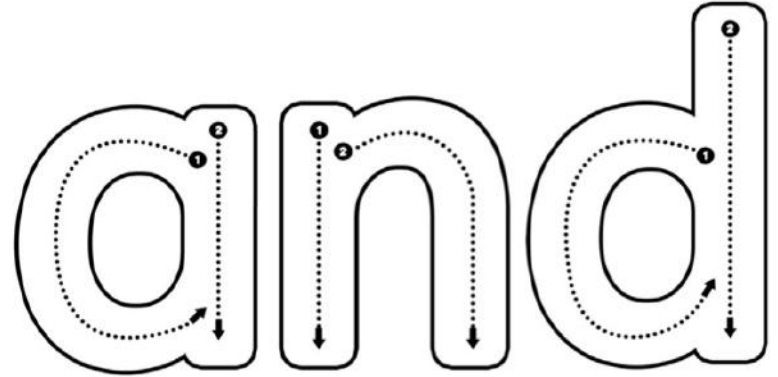
Let's practice!



and



trace the word



SELF CORRECTING & FUN!



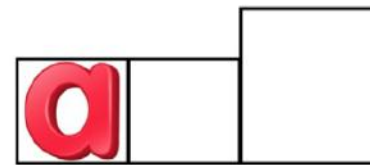
find the word

and



build the word

and



CLICK HERE TO TRY!