


Literacy and Math Printable Pages

LETTER
Name: _____
Directions: Cut out the letters and sort them by uppercase and lowercase.

UPPERCASE **low**






red 

LET'S READ!
Name: _____
Directions: Cut out the images for each letter, then read the sentences.

A is for apple
B is for bear
C is for cat
D is for dog
E is for egg
F is for fish
G is for glue
H is for hat
I is for insect
J is for jam
K is for kite
L is for leaf

RHYMING
Name: _____
Directions: Cut out the images at the bottom and glue them above the boxes.






APPLY COUNTING
Name: _____
Directions: Trace the number, then draw that many apples in the tree.

one 
five 
nine 
six 
two 

like
like

see
see

the
the

3 
7 
9 
4 
8 

LET'S READ!
Name: _____
Directions: Cut out the images for each letter, then read the sentences.

like
like

see
see

the
the

like
like

see
see

the
the

like
like

see
see

the
the