



FALL STEM CHALLENGES

Strap on your STEM shoes and get ready to be amazed as your students complete STEM challenges!




You can complete a STEM lesson once a week, or complete all of the STEM challenges in rotations on a STEM day!

Fall STEM Challenges

Hello parents,

We need your help! We are collecting materials for our Fall STEM Challenges. These materials will be used in the classroom, and will not be returned home.



We are in need of the following materials:

Fresh Apples

Red, Blue, and Yellow Food Coloring

Small Building Blocks (like LEGO)

Paper Coffee Filters

Red and Green Play Dough

Please send materials by _____

STEM CHALLENGE #1

In this challenge, children will use small building blocks (like LEGO) to build a fall item.



MATERIALS NEEDED:

small building blocks

DIRECTIONS:

For this STEM challenge, your students will use building blocks to build a fall item of their choice. This challenge can be completed independently or students can work with a partner. Some students will make a flat two dimensional item while other students may attempt to build a three dimensional item.

Before beginning the challenge, meet as a group to brainstorm fall items your students can build. Some examples are: apple, pumpkin, turkey, squash, leaf, pie, or corn on the cob.

Build a Fall Item

preview

preview



My Apple Tower

preview

preview

My STEM Reflection

preview

preview