

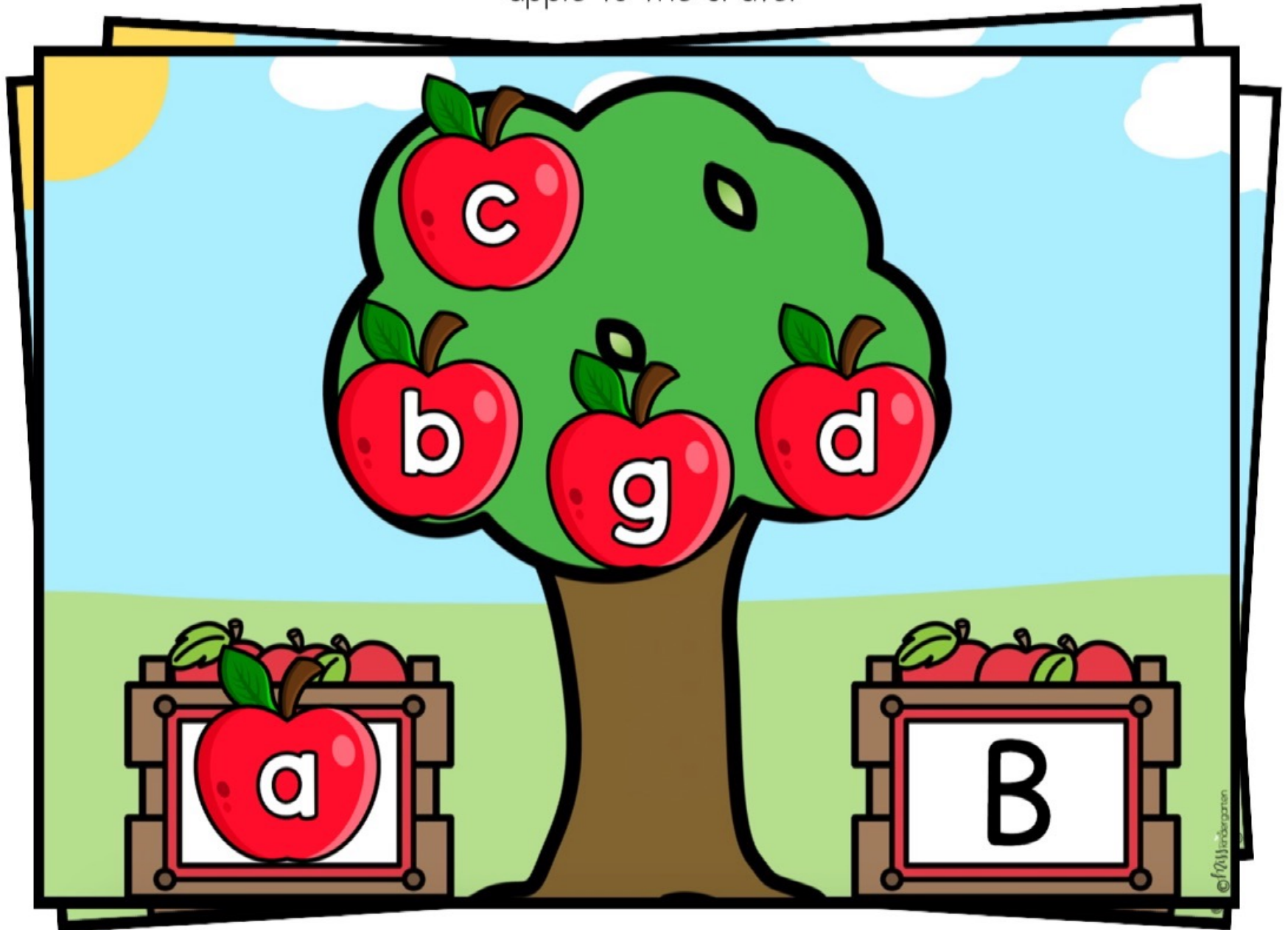
Rhyming

Your students will work on identifying rhyming words. Audio is included!



Letter Matching

Your students will practice matching uppercase and lowercase letters by dragging the apple to the crate.



Alphabet Practice


Your students will practice the alphabet by tracing the letters with their finger, identifying the image that matches the beginning sound, and reading the sentence.



Aa




A is for apple.



Sight Words


Your students will begin to learn that words are made from letters. They will listen to the sight word being read, then drag the apples to the tree to build the word.



Color & Shape Sort

Your students will practice sorting objects by color and by shape.

Find two
objects
that
belong in
each
basket.



red






blue

Build a Number

Your students will use blocks to build the numbers 1-10 by matching the correct colors.

Build the number:




© Miss Kindergarten

© Miss Kindergarten

© Miss Kindergarten

Counting to 10

Your students will practice counting by dragging apples to the basket.



© frisskindergarten
www.frisskindergarten.de

© frisskindergarten


Ten Frames

Your students will practice identifying numbers using a ten frame by dragging the apple basket to the booth.



TRY THEM OUT!

New to Boom Learning? You can preview these digital task cards and try them before you buy them!



[CLICK HERE TO PLAY A PREVIEW](#)