


SONGS

..... in the classroom

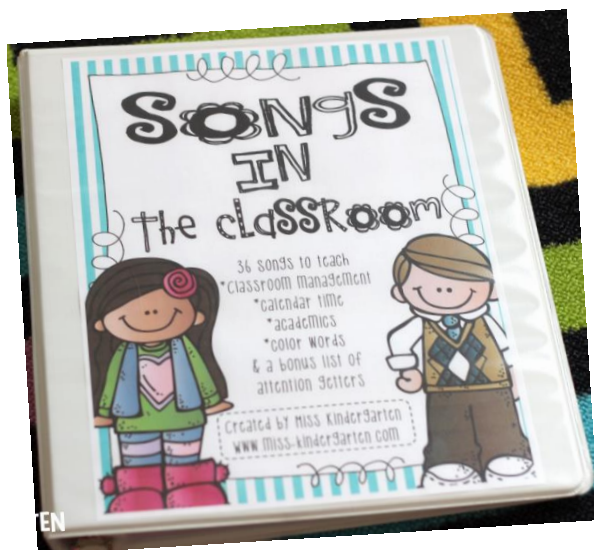


Miss  kindergarten

How to Use

Make a Binder Book

Print each page and place it in a sheet protector. Put the sheet protectors into a binder and make it into a book.



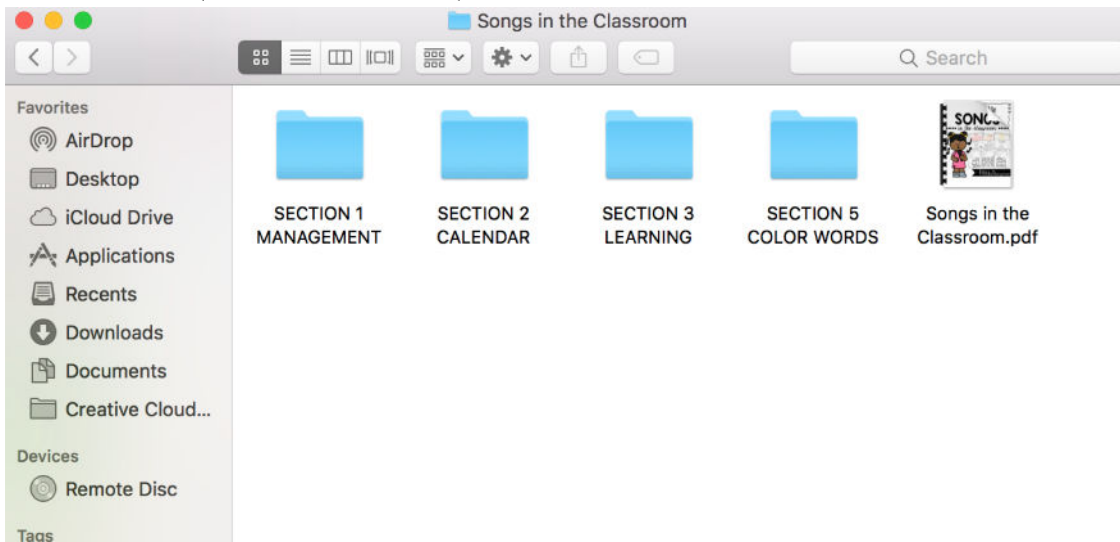
Make a Flip Book

Cut out the cover page and cards for sections 1-4. Hole punch the top corner of each piece and hang through a metal ring to make a mini flip book. Print on cardstock and laminate for durability!



How to Use

The tunes to the songs are organized by section and labeled by track so you can easily find them.



You can play the songs directly from your computer, add them to iTunes and play from your phone, or even connect them to Alexa!

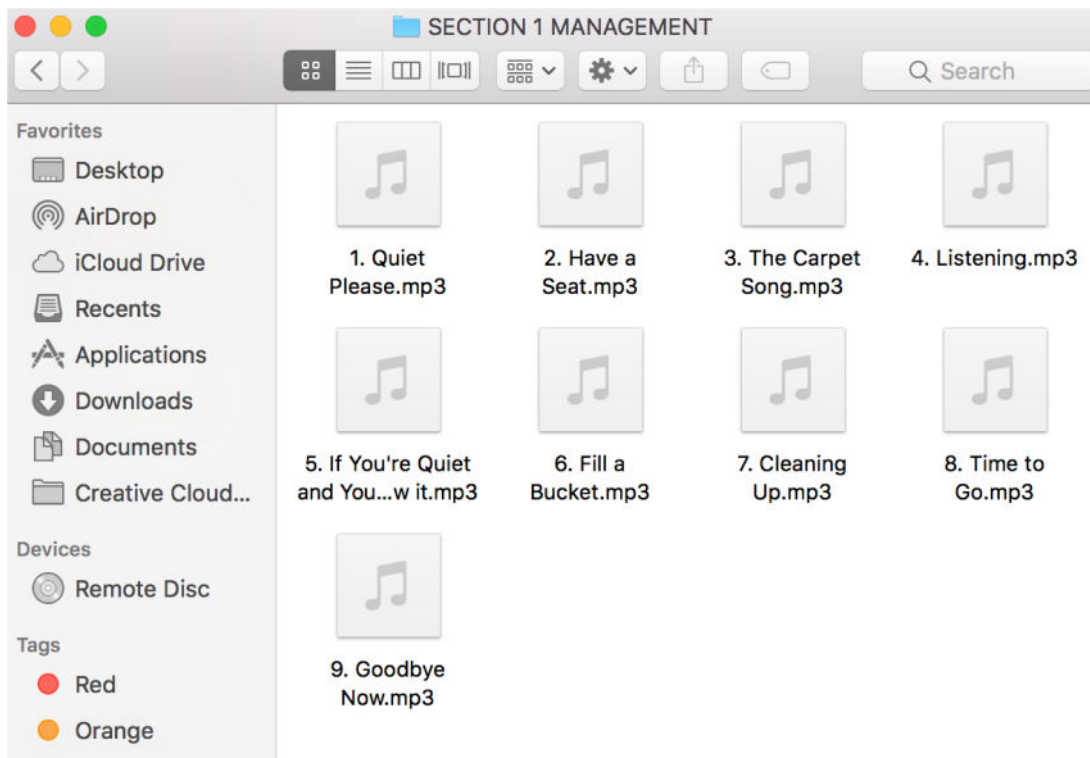


Table of Contents

Section 1: Classroom Management

Quiet Please	pg 7	track 1
Have a Seat	pg 7	track 2
The Carpet Song	pg 8	track 3
One, Two, Eyes on you!	pg 8	*chant
Listening	pg 9	track 4
If You're Quiet and You Know it	pg 9	track 5
Fill a Bucket	pg 10	track 6
Cleaning Up	pg 10	track 7
Time to Go	pg 11	track 8
Goodbye Now	pg 11	track 9

Section 2: Calendar Time

Today Is	pg 14	track 1
The Days of the Week	pg 14	track 2
Every Week	pg 15	*chant
Days of the Week	pg 15	track 3
Months of the Year	pg 16	track 4
Seasons Song	pg 16	track 5
Weather Watcher	pg 17	track 6
Weather	pg 17	track 7

Section 3: Learning With Songs

Vowels	pg 20	track 1
Sight Words (3 letters)	pg 21	track 2
Sight Words (4 letters)	pg 21	track 3
Sight Words (5 letters)	pg 22	track 4
A Word on the Wall	pg 22	*chant
I Can Spell a Word on the Wall	pg 23	track 5
I Can Spell Because	pg 23	track 6
Name on Your Paper	pg 24	track 7
Sentences	pg 24	track 8

Section 4: Attention Getters

pg 27

Section 5: Color Words

pg 29-57

Quiet Please

{TO THE TUNE OF LONDON BRIDGE IS FALLING DOWN}

TRACK 1

If you can hear me,
Quiet please,
Quiet please,
Quiet please.

If you can hear me,
Quiet please.



Please sit quietly!

©Miss Kindergarten

Have a Seat

{TO THE TUNE OF THERE'S A BEAT}

TRACK 2

Have a seat,
Have a seat.
Have an s-e-a-t, seat!
Cross your feet,
cross your feet,
cross your f-e-e-t, feet!



©Miss Kindergarten

Every Week

{CHANT TOGETHER}

Every week has seven days.

All of them, I now can say!

Sunday,

Monday,

Tuesday,

Wednesday,

Thursday,

Friday,

Saturday!

You can also teach our students the days of the week in sign language and have them sign as they sing

©Miss Kindergarten

Days of the Week

{TO THE TUNE OF OH MY DARLING}

TRACK 3

Sunday, Monday.

Tuesday, Wednesday.

Thursday, Friday.

Saturday.

There are seven days a week,

What day is it today?

©Miss Kindergarten

Red

{TO THE TUNE OF MARY HAD A LITTLE LAMB}
TRACK 1

Red is the color of apples
you eat, fire trucks you see,
stop signs you read.

Red is the color of many
things.

Can you think of something
that's red?

I can spell the color red,
r-e-d, r-e-d.

I can spell the color red,
r-e-d spells red!



THANK YOU



Thank you for downloading this resource! I hope you enjoy using and implementing it in your own classroom. If you have any questions or see an error, please email me at info@misskindergarten.com. Be sure to follow my [TpT store](#) to receive updates and **NEW** product notices! I love connecting with other teachers. Click any icon below to reach me.



TERMS OF USE



- ♥ Every page of this resource is copyrighted. You may not recreate anything to sell or share based on this packet.
- ♥ This packet is for one teacher use only. Do not share with colleagues. If they like the packet, please send them to my TpT store.
- ♥ You are permitted to share the cover image of this packet on your blog or via social media as long as you link back to my blog post showcasing the product or the product link on TpT.

FONTS & GRAPHICS

