


OCTOBER ACTIVITY PACKET

kindergarten math and literacy

Name: _____







Trace & Color

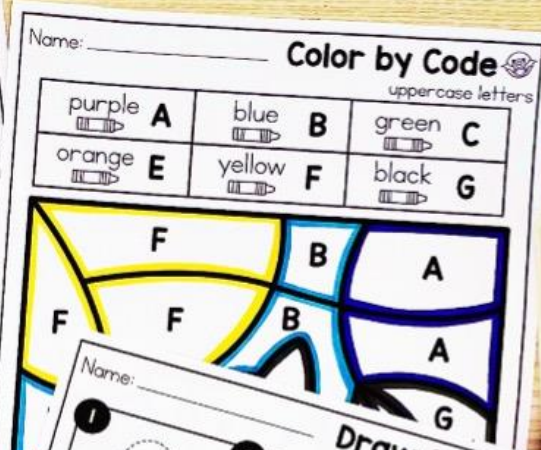


Name: _____

Color by Code

uppercase letters

purple  A	blue  B	green  C
orange  E	yellow  F	black  G



Name: _____

Count & Graph



Name: _____

Draw & Write

- 
- 
- 
- 
- 
- 



Early Finisher
Activities

Easy to Prep!

Math & Literacy
Skills

Fine Motor
Practice

Print and Go!

24 EASY TO PREP MATH AND LITERACY ACTIVITY PAGES

Name: _____

Trace & Color

This activity features two dashed-line drawings for tracing: a witch on the left and a pumpkin on the right. Below each drawing is a solid-line version for coloring.

Name: _____

Dot to Dot

Use the dots to complete the pictures. When finished, color the pictures.

The dot-to-dot activity shows a witch's hat and a pumpkin. The hat has 8 numbered dots, and the pumpkin has 10 numbered dots.

Name: _____

Pumpkin Patch

Spin and trace the letter on the pumpkin.

A spinner is divided into four sections labeled 'a', 'b', 'c', and 'd'. Next to it are several pumpkins, each with a letter on it: 'a', 'b', 'c', 'd', 'e', 'f', 'g', 'h', 'i', 'j', 'k', 'l', 'm', 'n', 'o', 'p', 'q', 'r', 's', 't', 'u', 'v', 'w', 'x', 'y', 'z'.

Count & Graph

A collection of Halloween-themed items is shown: pumpkins, ghosts, cats, and pumpkins. Below the items is a simple bar graph with a vertical axis and a horizontal axis for counting.

Name: _____

Color by Code

Color by code using the dice patterns.

black 	pink 	green
orange 	yellow 	purple

A large drawing of a witch's hat is divided into many small sections. Each section contains a die face with a certain number of dots, corresponding to the color key above.

Name: _____

Roll and Color

Roll a die and color a matching shape. Keep rolling until the whole pumpkin is decorated.

A large drawing of a pumpkin is filled with various geometric shapes: triangles, squares, circles, hearts, and stars. The goal is to roll a die and color the corresponding shape on the pumpkin.

Name: _____

Color by Code

Color by code using the uppercase letters.

purple 	blue 	green
orange 	yellow 	black

A drawing of a vampire is divided into sections labeled with uppercase letters: A, B, C, E, F, G. The goal is to color each section according to the key.

Draw & Write

A drawing of a witch's hat is shown with numbered steps 1 through 6. Below the drawing is a writing area with the word 'hat' written twice in a dotted font for tracing.


PRINT & GO PACKETS

letter and number recognition



Perfect early finisher activities!

KEEP YOUR KINDERGARTNERS ENGAGED AND LEARNING INDEPENDENTLY



Practice foundational math and literacy skills

FINE MOTOR PRACTICE

coloring, drawing, and tracing



Fun printable activity pages to use throughout October