

Literacy and Math Printable Pages

Name: _____
 Directions: Read the word on the envelope and glue the stamp to match.

pin

net

cat



STAMPING

Name: _____
 Directions: Read the word on the envelope and glue the stamp to match.

bus

six

mop

STAMP CVC WORDS

 cap

 dog

Name: _____
 Directions: Spin and say the word. Then write the word on the lines.



5 _____

6 _____

1 _____

2 _____

3 _____

7 _____

8 _____

9 _____

SPINNING SHORT A WORDS

Name: _____
 Directions: Spin and say the word. Then write the word on the lines.



5 _____

6 _____

1 _____

2 _____

3 _____

7 _____

8 _____

a _____

Name: _____
 Directions: Spin and say the word. Then write the word on the lines.



5 _____

6 _____

1 _____

2 _____

3 _____

7 _____

8 _____

9 _____

10 _____

SPINNING SHORT O WORDS



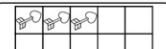
Name: _____
 Directions: Complete the ten frame to make a ten. The number you added to complete the equation.



$8 + \square = 10$



$5 + \square = \square$



$3 + \square = 10$



$2 + \square = \square$



$6 + \square = 10$



$1 + \square = 10$



$4 + \square = 10$

Name: _____
 Directions: Draw hearts in each jar to show the equation. Then write the total in the box.

1 + 2 =


3 +

2 + 2 =

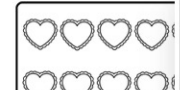
5 +

ADDING HEARTS

Name: _____
 Directions: cross out the images to complete the equation. Then write the answer in the box.



$5 - 1 = \square$



$10 - 8 = \square$



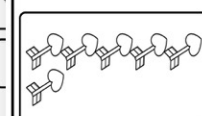
$2 - 1 = \square$



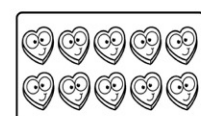
$8 - 3 = \square$

SWEET SUBTRACTION

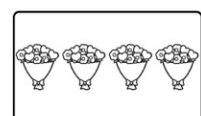
Name: _____
 Directions: cross out the images to complete the equation. Then write the answer in the box.



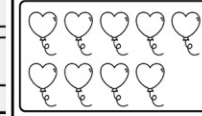
$6 - 1 = \square$




$10 - 7 = \square$



$4 - 3 = \square$



$9 - 5 = \square$



$3 - 1 = \square$



$5 - 2 = \square$

SWEET SUBTRACTION