

LOW PREP CENTERS BUNDLE

engaging centers for the year!



Math & Literacy


Easy to Prep

I Can Cards

Hands-On Learning

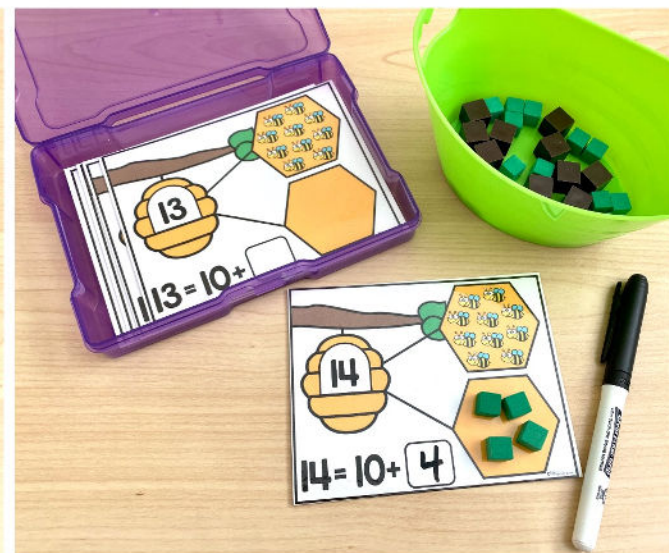
Fun & Engaging

LITERACY CENTERS



OVER 40 LITERACY ACTIVITIES INCLUDED
Practice foundational skills throughout the school year.

MATH CENTERS



OVER 40 MATH ACTIVITIES INCLUDED
Hands-on learning your students will love!

PRINTABLES INCLUDED!

Name: _____







UPPERCASE ALPHABET TRACING





A B C D
F G H I J
L M N O
Q R S T

Name: _____

RHYMING PAIR







Directions: Cut out the images at the bottom and glue them under the stars.





		
		




1.    

Name: _____

I Can Find Things Around My Classroom!

 clock	 scissors
 teacher desk	 computer
 tissues	 door


1.    


2.   


Name: _____


COUNTING PUMPKINS

Directions: Count the pumpkins on the trailer and write the number.

1. 

2. 


3. 


4. 


Name: _____


STAMPING CVC WORDS


Directions: Read the word on the envelope and glue the stamp to match.


pin 

net 

cat 






bed 




fox 




Name: _____

NUMBER TRACING 6-10

6 6 6
7 7 7
8 8 8
9 9 9
10 10 10

1.   



2.   




3.   




Name: _____




COLOR AND SORT

Directions: Color the objects at the bottom, then cut them out and sort them by color.

red  blue 

1.   





2.   




3.   

Name: _____

LETTERS

M is for moon.
N is for nest.
O is for octopus.
P is for pig.

1.    

2.   

Name: _____

LETTERS SORT







Directions: Cut out the letters and sort them by uppercase and lowercase.

UPPERCASE	lowercase
A B C D	a b c d

Name: _____

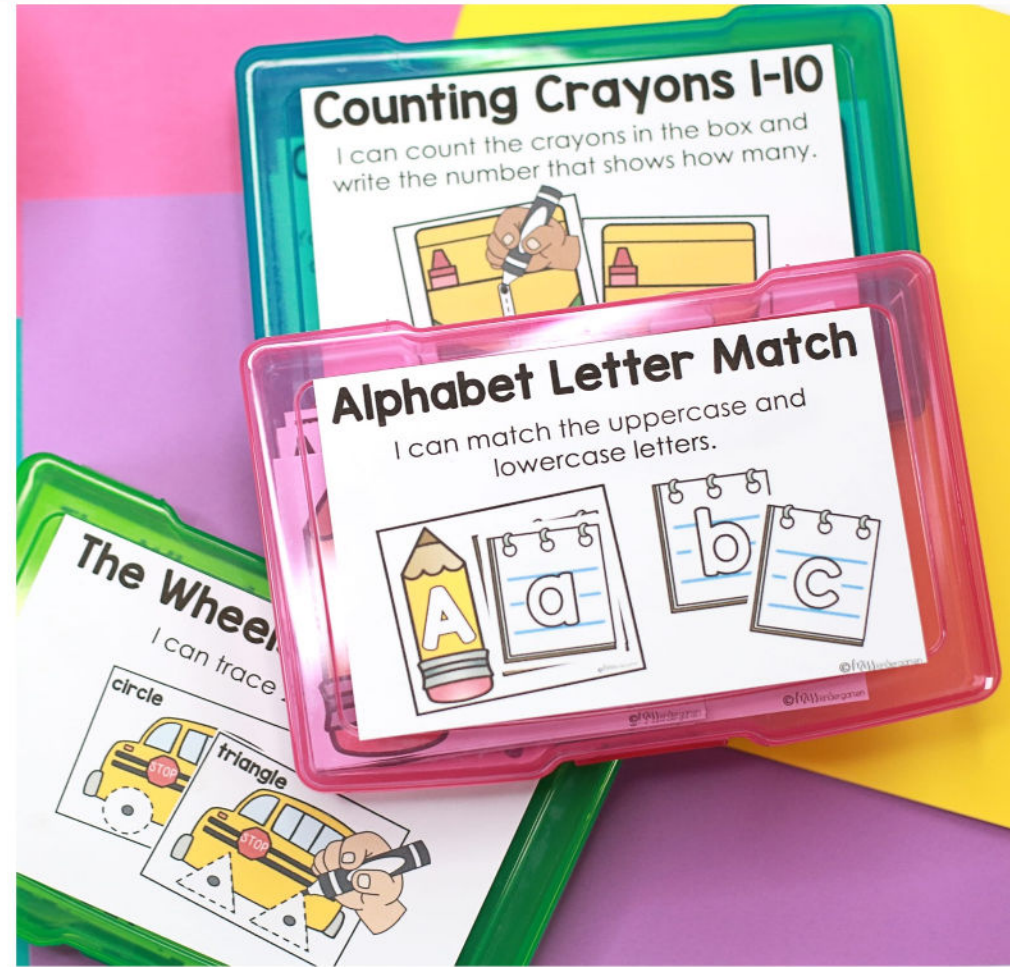
SHORT A WORD SORT

Directions: Cut out the short a words and glue them in the correct column.

-ap	-ad
1. 	1. 
2. 	2. 
3. 	3. 

nap cap map dad
lap sad mad pad

INCLUDES "I CAN" CARDS



Jenny J ★★★★★

👉 This has been my favorite purchase. I love having so many activities that I can hand to the kids for review or extra practice. What a lifesaver. 👈

EASY TO PREP & STORE

Centers & material fit in the 5x7" photo cases



“I love the ease in prepping the activities for my students. They enjoy using them too. It’s great that there is enough for the school year to rotate with.”



Mary-Jane L.