

JANUARY ACTIVITIES

monthly bundle

Low Prep Centers

Monthly Printables

Digital Task Cards

New Year Craft

And MORE!



what's included?

LOW PREP MATH & LITERACY CENTERS

I see a cat.

I have a bag.

This is a bug.

I see the hut.

I see

11

12

15

16

10+ = 15

10+ = 16

14

17

18

a

e

a

i

o

t

b t

u

a

i

n

p n

a

i

o

e

a

JANUARY

... math and literacy centers ...





miss kindergarten

what's included?

NO PREP MATH & LITERACY PRINTABLES









MIDDLE SOUNDS



Name: _____
Directions: Look at the image and say the word. Write the middle sound for each image.

	s	d
	g	m
	s	x
	h	t

BEGINNING ENDING SOUNDS


Name: _____
Directions: Find the beginning and ending sounds in each word and glue them in the boxes.


	<input type="text"/>		<input type="text"/>
	<input type="text"/>		<input type="text"/>
	<input type="text"/>		<input type="text"/>
	<input type="text"/>		<input type="text"/>


1.  2. 


LET'S READ!


Name: _____
Directions: Read and write the sentences. Glue the picture to match each sentence.


I see the nut 


Here is the f 


I like my dog 

The hat is big 

I see a cat. 

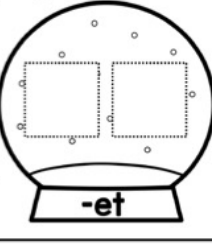
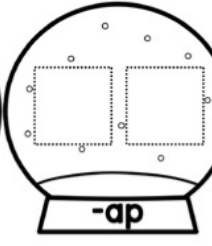
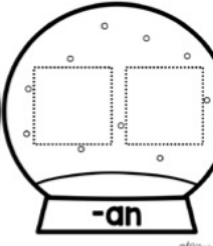
This is a bug. 



I have a bag. 

I can hit it. 

SHORT E WORD SORT

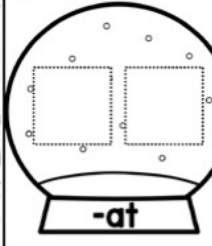
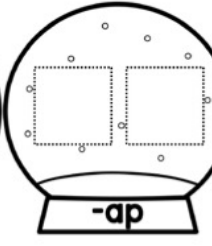
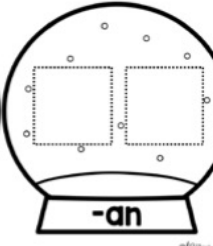
Name: _____
Directions: Cut out the images at the bottom and glue them in the correct snow globe.



			
-et	-at	-ap	-an

1.  2. 

SHORT A WORD SORT





Name: _____
Directions: Cut out the images at the bottom and glue them in the correct snow globe.

		
-at	-ap	-an

1.  2. 









MIDDLE SOUNDS



Name: _____
Directions: Look at the image and say the word. Write the middle sound for each image.

	s	
	b	
	w	
	c	t

BEGINNING ENDING SOUNDS

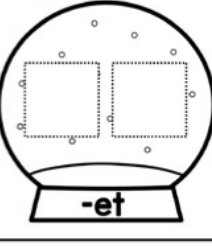
Name: _____
Directions: Find the beginning and ending sounds in each word and glue them in the boxes.



	<input type="text"/>		<input type="text"/>
	<input type="text"/>		<input type="text"/>
	<input type="text"/>		<input type="text"/>
	<input type="text"/>		<input type="text"/>

1.  2. 

ADDITION

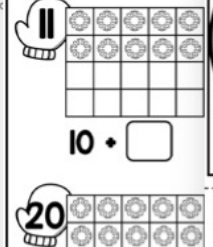
Name: _____
Directions: Add snowflakes to the snow globe. Write how many you added in the box.



	<input type="text"/>
10 + <input type="text"/>	

1.  2. 

ADDITION


Name: _____
Directions: Add snowflakes to the snow globe. Write how many you added in the box.

	<input type="text"/>
20 + <input type="text"/>	

1.  2. 


ADDITION

Name: _____
Directions: Draw snowballs on the snow globe together and write the total in the box.

	<input type="text"/>
5 + 5 = <input type="text"/>	


ADDITION

Name: _____
Directions: Draw snowballs on the snow globe together and write the total in the box.

	<input type="text"/>
1 + 2 = <input type="text"/>	


ADDITION

Name: _____
Directions: Draw snowballs on the snow globe together and write the total in the box.

	<input type="text"/>
6 + 4 = <input type="text"/>	




ADDITION



Name: _____
Directions: Draw snowballs on the snow globe together and write the total in the box.

	<input type="text"/>
2 + 2 = <input type="text"/>	

ADDITION



Name: _____
Directions: Count the buttons on the snow globe that shows more.



	<input type="text"/>
	<input type="text"/>
	<input type="text"/>

1.  2. 

ADDITION

Name: _____
Directions: Find the number the forts.

	8
	2

1.  2. 

addition, teen numbers, short vowels, and reading

what's included?

MORNING WORK PRINTABLES

The collage displays ten sample pages from a set of 40 daily practice printables. Each page includes a 'Name:' field and a small cartoon character. The activities shown are:

- Page 1:** Writing words in the '-at' family (cat, rat, tan, sa) and identifying the middle sound 'a'.
- Page 2:** Using a ten frame to write an addition problem and showing numbers in a ten frame.
- Page 3:** Counting on from a given number (2 and 7) using penguin illustrations.
- Page 4:** Counting on from a given number (3 and 7) using bird illustrations.
- Page 5:** Writing the sounds heard in words like 'cat' and 'bat'.
- Page 6:** Writing the ending sounds in words like 'bag', 'big', and 'bat'.
- Page 7:** Writing the beginning sounds in words like 'my', 'rat', and 'sip'.
- Page 8:** Sorting sight words by their number of letters (2 letters: see, at, have; 3 letters: and, away, be).
- Page 9:** Tracing and coloring the sentence 'I see a rat' and 'I sip'.
- Page 10:** A decorative title page for 'January morning work' with a space for the child's name and an illustration of two children in winter gear.

40 daily practice pages for math & literacy

what's included?

CRAFT TEMPLATES & INSTRUCTIONS

HAPPY NEW YEAR CRAFT

This New Year craft is a fun way to celebrate the new year, and it makes an adorable bulletin board in your classroom.

Included in this resource are craft templates and step-by-step directions with pictures. There are several options for the face and hair. Your students can choose which ones they would like to use. It currently includes hats for 2021 and 2022. The craft will be updated every year so you can use it again and again!

HOW TO ASSEMBLE

Step one:
Have your students complete the writing prompt by writing what they want to learn this year. Cut out and glue the writing to the bottom of a "hat" piece.

HOW TO ASSEMBLE

hands and hands writing paper they are paper. Then on top of

This year, I want to learn...

Face option 2- copy on skin colored paper

Boy & girl hair- copy on colored paper (one per student)

Hands copy on skin colored paper (one set per student)

Hat- copy on colored paper- one per student



New Year Craft- updated yearly!


what's included?
CVC WORDS TASK CARDS



Independent centers for students to work on building and reading CVC words

what's included?

MATH & LITERACY BOOM CARDS



8 digital centers to use for at home learning or during technology center

what's included?


MATH & LITERACY BOOM CARDS



addition, teen numbers, short vowels, and reading

BUNDLE & SAVE!

Resources your students will love all year long!



MEGA BUNDLE

