


# FIRE SAFETY WRITING CRAFT

fun hands-on activity



I can be safe!



Writing Prompts

Easy Templates


Fine Motor Practice

Step-By-Step Instructions

Fun For The Whole Class!

what's included?

# FIRE SAFETY CRAFT TEMPLATES



**Print on colored paper or have your students color the templates**




what's included?

# DIFFERENTIATED WRITING PAGES

## FIRE TRUCK CRAFT DIRECTIONS

1. Cut out the fire truck and window. Glue the window down.
2. Cut and glue the tires onto the fire truck.
3. Cut and glue on the ladder, gluing the 2 longer pieces first, then the ladder rungs on top.
4. Cut out the siren and headlight and glue them down.
5. Cut out and glue the words "stop", "drop", and "roll" onto the tires.



I can be safe!



I can be sa

By: \_\_\_\_\_

I have a plan!



I can be safe!



I have a pl

By: \_\_\_\_\_



I can be safe!

By: \_\_\_\_\_

I have a plan!



I have a plan!




# AND STEP-BY-STEP INSTRUCTIONS

# what's included?


## PRINTABLE EMERGENT READERS

My Fire Words Book




Name: \_\_\_\_\_


My Fire Words Book




Name: \_\_\_\_\_




\_\_\_\_\_ fire hydrant




\_\_\_\_\_ fire dog.




\_\_\_\_\_ fire truck




I see \_\_\_ fire hoses.



\_\_\_\_\_ fire truck



I see \_\_\_ fire hoses.




\_\_\_\_\_ fire dog.



# BUNDLE & SAVE!

Create beautiful crafts all year long with over 35 craft templates.



## CRAFT TEMPLATES YEAR LONG BUNDLE



Miss Kindergarten