

fun and engaging
ALPHABET CRAFT TEMPLATES



26 Crafts

Easy Templates

**Fine Motor
Practice**

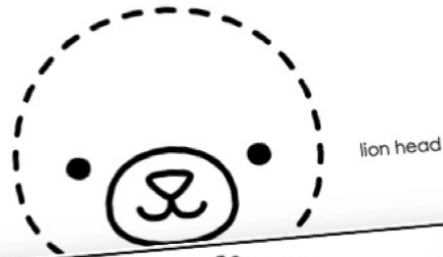
**Step-by-Step
Instructions**

Print and GO!

26 ALPHABET CRAFTS

letter sounds from a-z

Lion templates to color



Volcano templates to color



Pizza templates to color



Apple templates to color



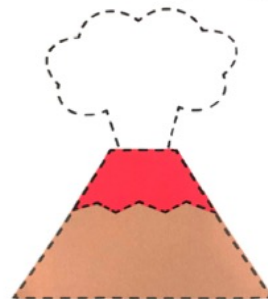
Ll - lion



Craft directions:

1. Cut out all the pieces. (lion mane, lion head, outer ears, inner ears)
2. Glue the mane to the writing page.
3. Glue the head onto the lion's mane.
4. Glue the outer ears to the sides of the lion's head.
5. Glue the inner ears onto the lion's ears.

Vv - volcano



Craft directions:

1. Cut out all the pieces. (volcano, smoke and lava)
2. Glue the volcano to the writing paper. Leave enough space for the smoke.
3. Glue the lava to the top of the volcano.
4. Glue the smoke above the volcano.

Pp - pizza



Craft directions:

1. Cut out all the pieces. (pizza crust, pizza slice, 4 pepperoni slices)
2. Glue the pizza slice on to the writing page. Leave enough space for the pizza crust.
3. Glue the pizza crust above the pizza slice
4. Glue the pepperoni slices to the pizza slice

Aa - Apple




Craft directions:

1. Cut out all the pieces. (apple, stem and leaf)
2. Glue the apple to the writing page.
3. Glue the stem and the leaf to the top of the apple.

Craft Templates and Step-by-Step Assembly Instructions

LETTER AND SOUND PRACTICE

tracing letters and words



**Bind the pages together to make
a fun alphabet book!**

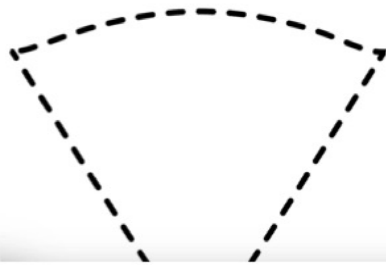
EASY TO PRINT TEMPLATES

simple cutting for each craft

Apple stem - copy on brown (1 per student)



Pizza slice - copy on yellow (1 per student)



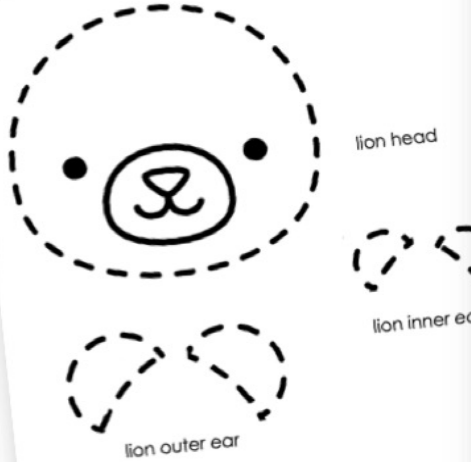
Pizza crust - copy on brown (1 per student)



Apple leaf - copy on green (1 per student)



Lion templates to color

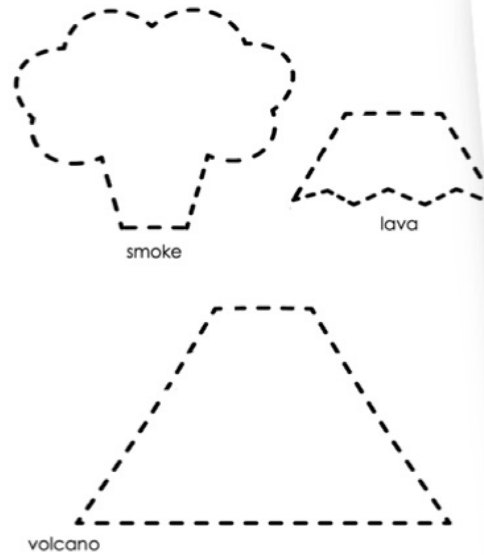


lion head

lion inner ear

lion outer ear

Volcano templates to color

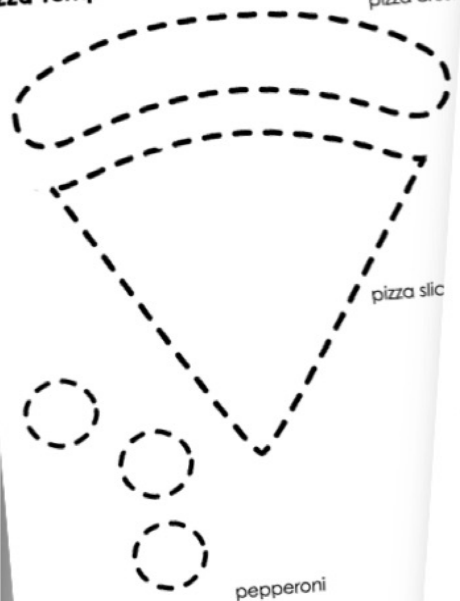


smoke

lava

volcano

Pizza templates to color

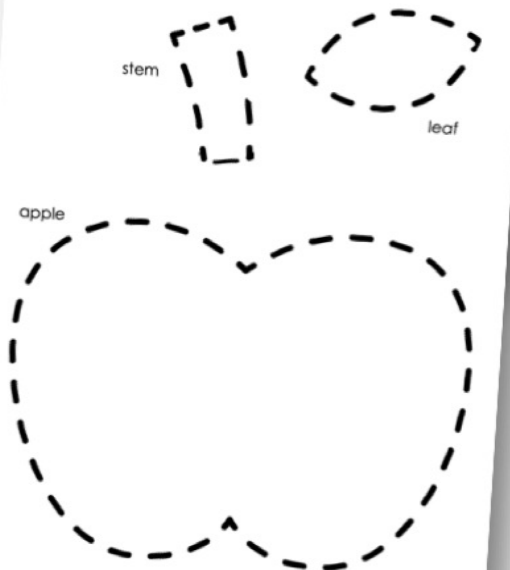


pizza crust

pizza slice

pepperoni

Apple templates to color



stem

leaf

apple

Copy on colored paper or having students color.